



ECLIPSE Chandelier

MLF348ANTBRS Antique Brass



MATERIAL Brass | Glass

Fixing Bracket MLWB17

HEIGHT 109cm | 42.91"

WIDTH | DIAMETER 122.5cm | 48.23"

LENGTH | PROJECTION n/a

WEIGHT 10.6KG | 23.37lbs

LAMPHOLDER E27 x 6

MAX WATTAGE 40W x 6

VOLTAGE 220/240v

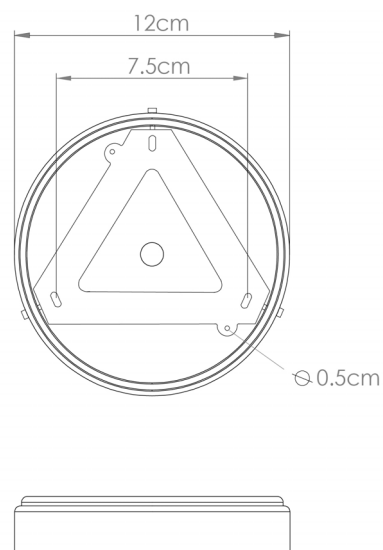
IP RATING 20

CLASS PROTECTION I

SHADE GL096

FLEX | BAR | CHAIN LENGT 100cm | 40"

CABLE TYPE -



www.mullanlighting.com

Product Notes:

1) Lamps not included with light fixture. 2) All products are individually hand crafted, therefore may differ slightly within manufacturing tolerances. 3) Please refer to: <http://www.mullanlighting.com/terms> for full list of Terms & Conditions. 4) Cable/Chain can be shortened during installation. 5) Longer Cable/Chain available on request. 6) Additional colour finishes available on request. 7.) Dimensions do not include lamps. 8.) Products wired to UL standards will operate at 110/120v with the appropriate lampholders.



ECLIPSE Chandelier

MLF348ANTSLV Antique Silver



ANTIQUE SILVER

MATERIAL Brass | Glass

Fixing Bracket MLWB17

HEIGHT 109cm | 42.91"

WIDTH | DIAMETER 122.5cm | 48.23"

LENGTH | PROJECTION n/a

WEIGHT 10.6KG | 23.37lbs

LAMPHOLDER E27 x 6

MAX WATTAGE 40W x 6

VOLTAGE 220/240v

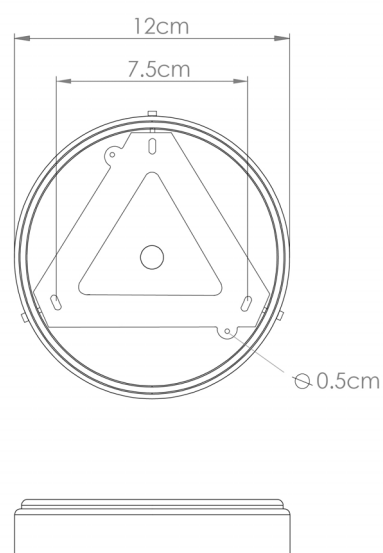
IP RATING 20

CLASS PROTECTION I

SHADE GL096

FLEX | BAR | CHAIN LENGT 100cm | 40"

CABLE TYPE -





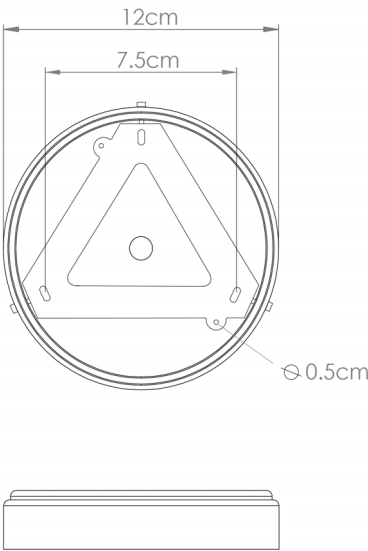
ECLIPSE Chandelier

MLF348PCMBK Matt Black



MATERIAL	Brass Glass
HEIGHT	109cm 42.91"
WIDTH DIAMETER	122.5cm 48.23"
LENGTH PROJECTION	n/a
WEIGHT	10.6KG 23.37lbs
LAMPHOLDER	E27 x 6
MAX WATTAGE	40W x 6
VOLTAGE	220/240v
IP RATING	20
CLASS PROTECTION	I
SHADE	GL096
FLEX BAR CHAIN LENGT	100cm 40"
CABLE TYPE	-

Fixing Bracket MLWB17





ECLIPSE Chandelier

MLF348POLBRS Polished Brass



MATERIAL Brass | Glass

Fixing Bracket MLWB17

HEIGHT 109cm | 42.91"

WIDTH | DIAMETER 122.5cm | 48.23"

LENGTH | PROJECTION n/a

WEIGHT 10.6KG | 23.37lbs

LAMPHOLDER E27 x 6

MAX WATTAGE 40W x 6

VOLTAGE 220/240v


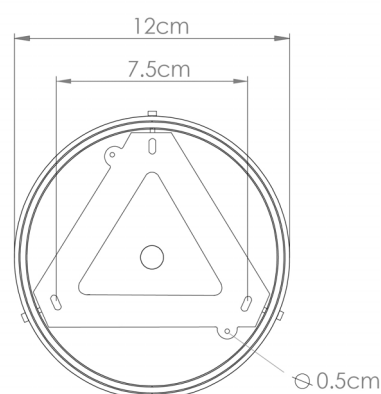
IP RATING 20

CLASS PROTECTION I

SHADE GL096

FLEX | BAR | CHAIN LENGT 100cm | 40"

CABLE TYPE -



www.mullanlighting.com

Product Notes:


1) Lamps not included with light fixture. 2) All products are individually hand crafted, therefore may differ slightly within manufacturing tolerances. 3) Please refer to: <http://www.mullanlighting.com/terms> for full list of Terms & Conditions. 4) Cable/Chain can be shortened during installation. 5) Longer Cable/Chain available on request. 6) Additional colour finishes available on request. 7.) Dimensions do not include lamps. 8.) Products wired to UL standards will operate at 110/120v with the appropriate lampholders.





ECLIPSE Chandelier

MLF348SATBRS Satin Brass



MATERIAL Brass | Glass

Fixing Bracket MLWB17

HEIGHT 109cm | 42.91"

WIDTH | DIAMETER 122.5cm | 48.23"

LENGTH | PROJECTION n/a

WEIGHT 10.6KG | 23.37lbs

LAMPHOLDER E27 x 6

MAX WATTAGE 40W x 6

VOLTAGE 220/240v

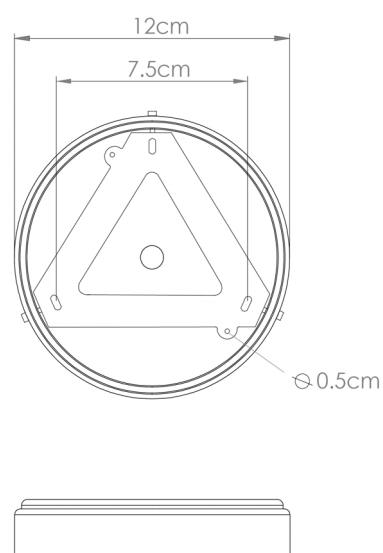
IP RATING 20

CLASS PROTECTION I

SHADE GL096

FLEX | BAR | CHAIN LENGT 100cm | 40"

CABLE TYPE -



www.mullanlighting.com

Product Notes:

1) Lamps not included with light fixture. 2) All products are individually hand crafted, therefore may differ slightly within manufacturing tolerances. 3) Please refer to: <http://www.mullanlighting.com/terms> for full list of Terms & Conditions. 4) Cable/Chain can be shortened during installation. 5) Longer Cable/Chain available on request. 6) Additional colour finishes available on request. 7.) Dimensions do not include lamps. 8.) Products wired to UL standards will operate at 110/120v with the appropriate lampholders.

