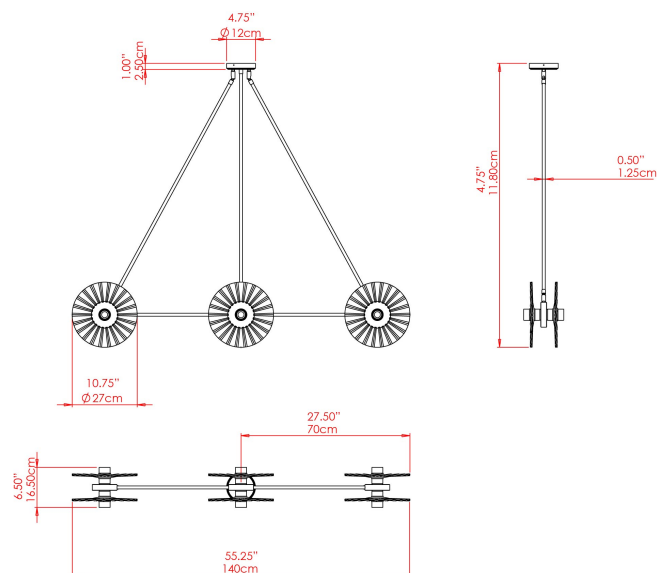


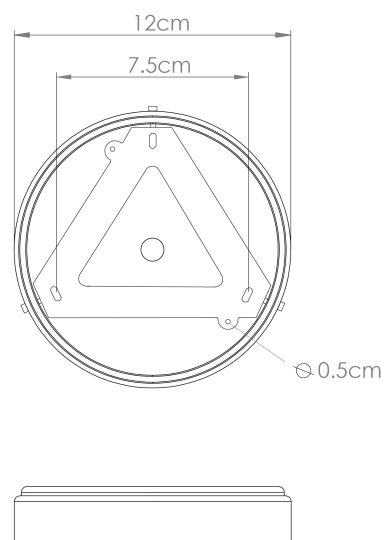
ECLIPSE

MLCMF001ANTBRS Antique Brass



MATERIAL	Brass Ceramic
HEIGHT	46.5"
WIDTH DIAMETER	55"
LENGTH PROJECTION	6.5"
WEIGHT	8 kg 17.8 lbs
LAMPHOLDER	E26
MAX WATTAGE	40W
VOLTAGE	110/120v
ENVIRONMENTAL RATING	Dry Location (IP20)
CLASS PROTECTION	Class I
SHADE	MLCS080
FLEX BAR CHAIN LENGTH	n/a
CABLE TYPE	MLCA009 Black PVC Flexible Cable 2 Core

FIXING BRACKET: MLWB17 | Antique Brass

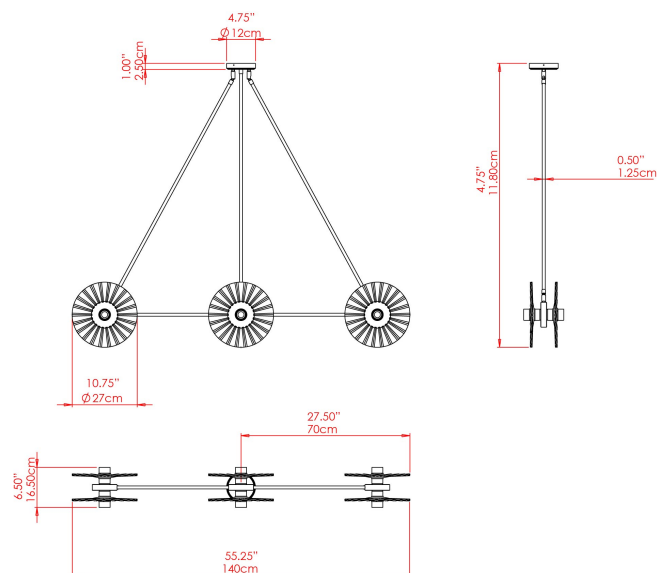


ECLIPSE

MLCMF001ANTSLV Antique Silver

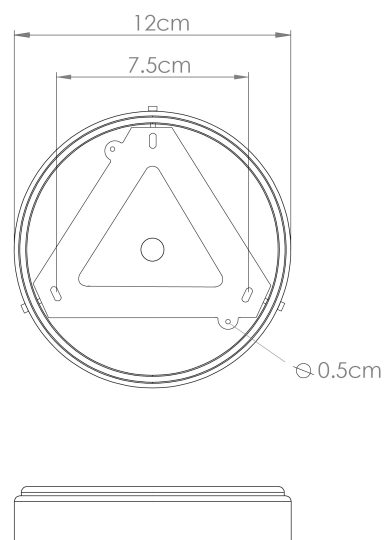


ANTIQUE SILVER



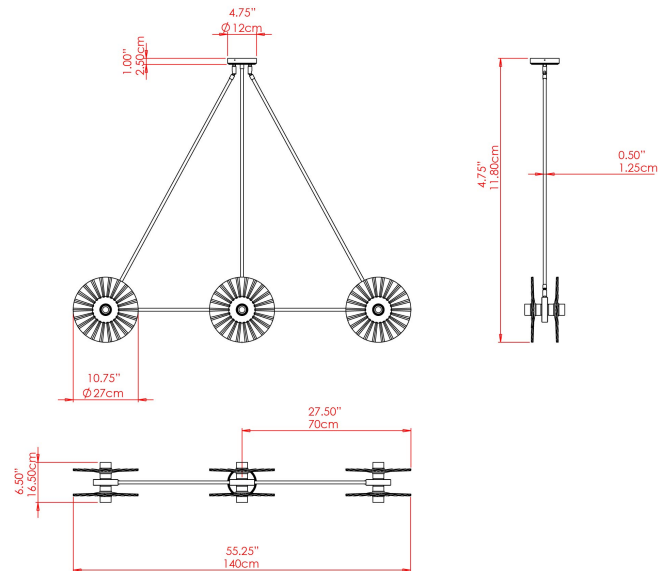
MATERIAL	Brass Ceramic
HEIGHT	46.5"
WIDTH DIAMETER	55"
LENGTH PROJECTION	6.5"
WEIGHT	8 kg 17.8 lbs
LAMPHOLDER	E26
MAX WATTAGE	40W
VOLTAGE	110/120v
ENVIRONMENTAL RATING	Dry Location (IP20)
CLASS PROTECTION	Class I
SHADE	MLCS080
FLEX BAR CHAIN LENGTH	n/a
CABLE TYPE	MLCA009 Black PVC Flexible Cable 2 Core

FIXING BRACKET: MLWB17 | Antique Silver



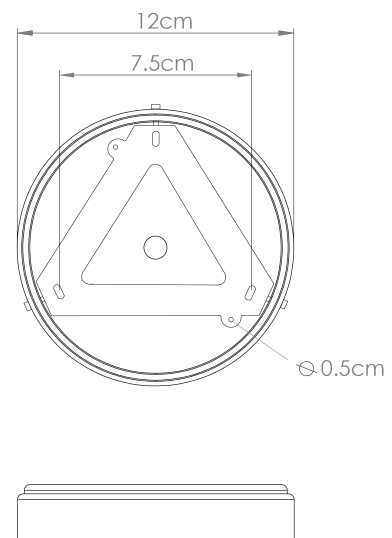
ECLIPSE

MLCMF001POLBRS Polished Brass



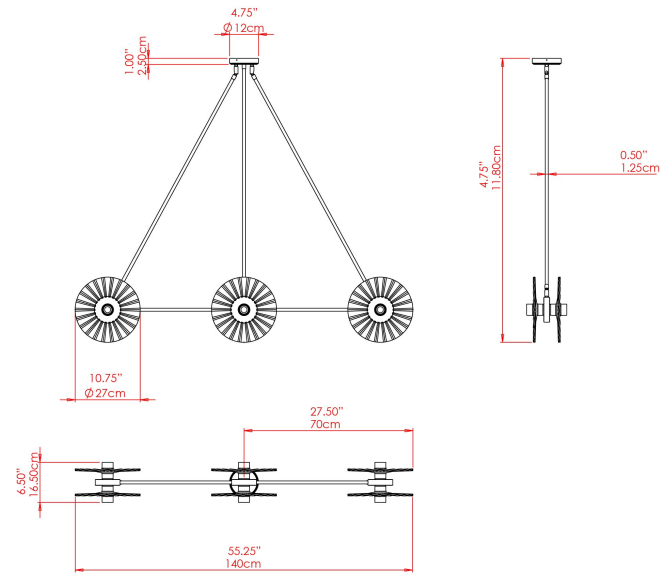
MATERIAL	Brass Ceramic
HEIGHT	46.5"
WIDTH DIAMETER	55"
LENGTH PROJECTION	6.5"
WEIGHT	8 kg 17.8 lbs
LAMPHOLDER	E26
MAX WATTAGE	40W
VOLTAGE	110/120v
ENVIRONMENTAL RATING	Dry Location (IP20)
CLASS PROTECTION	Class I
SHADE	MLCS080
FLEX BAR CHAIN LENGTH	n/a
CABLE TYPE	MLCA009 Black PVC Flexible Cable 2 Core

FIXING BRACKET: MLWB17 | Polished Brass



ECLIPSE

MLCMF001SATBRS Satin Brass



MATERIAL Brass | Ceramic

HEIGHT 46.5"

WIDTH | DIAMETER 55"

LENGTH | PROJECTION 6.5"

WEIGHT 8 kg | 17.8 lbs

LAMPHOLDER E26

MAX WATTAGE 40W

VOLTAGE 110/120v

ENVIRONMENTAL RATING Dry Location (IP20)

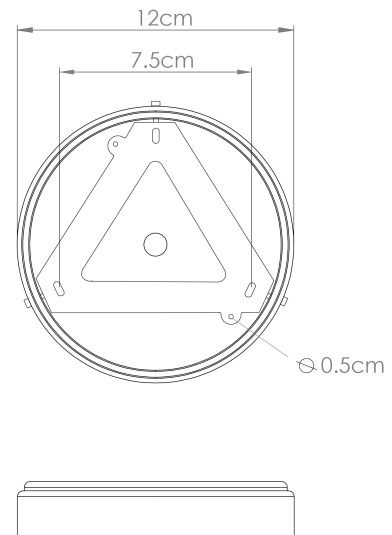
CLASS PROTECTION Class I

SHADE MLCS080

FLEX | BAR | CHAIN LENGTH n/a

CABLE TYPE MLCA009 | Black PVC Flexible Cable | 2 Core

FIXING BRACKET: MLWB17 | Satin Brass



Product Notes:

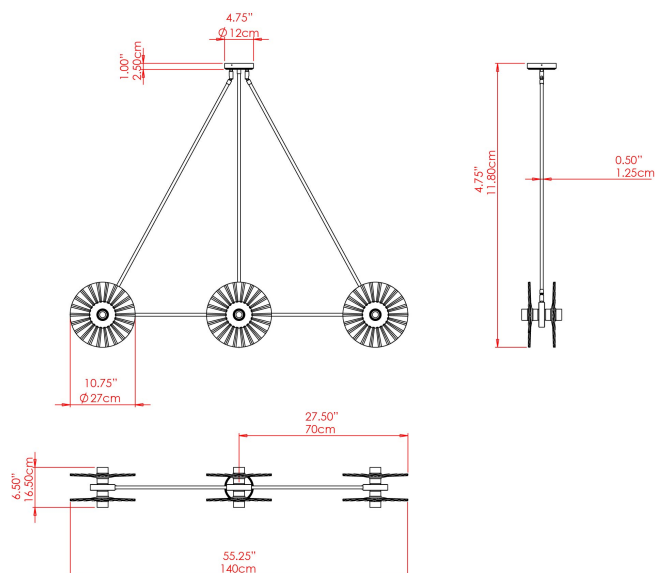
1) Bulbs not included. 2) Dimensions do not include bulbs. 3) All products are individually made-to-order and therefore may differ slightly within manufacturing tolerances. 4) Cable / chain can be shortened during installation. Longer cable / chain lengths available on request. 5) Additional color finishes may be available on request. 6) Twisted cable is not available for UL wired products. Round cable in black or brown only is supplied instead. 7) Refer to our website for a full list of terms and conditions.

ECLIPSE

MLCMF001PCMBK Matt Black



POWDER-COATED
MATTE BLACK



MATERIAL	Brass Ceramic
HEIGHT	46.5"
WIDTH DIAMETER	55"
LENGTH PROJECTION	6.5"
WEIGHT	8 kg 17.8 lbs
LAMPHOLDER	E26
MAX WATTAGE	40W
VOLTAGE	110/120v
ENVIRONMENTAL RATING	Dry Location (IP20)
CLASS PROTECTION	Class I
SHADE	MLCS080
FLEX BAR CHAIN LENGTH	n/a
CABLE TYPE	MLCA009 Black PVC Flexible Cable 2 Core

FIXING BRACKET: MLWB17 | Matt Black

