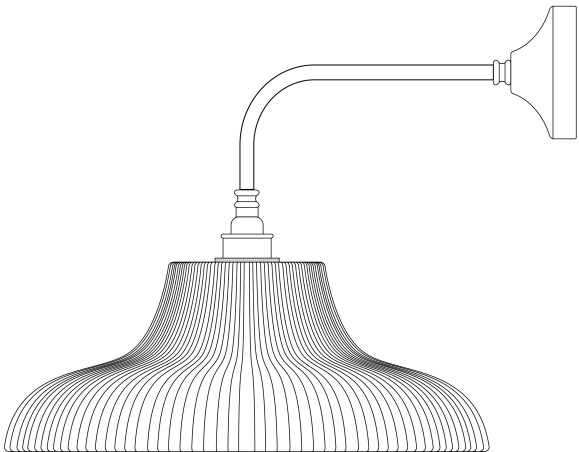




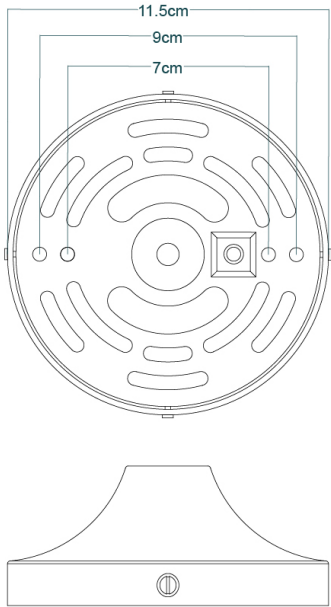
MONO 30CM Wall Light

MLWL369ANTBRS Antique Brass



MATERIAL	Brass Glass
HEIGHT	12"
WIDTH DIAMETER	11.75"
LENGTH PROJECTION	15.5"
WEIGHT	1.1 kg 2.5 lbs
LAMPHOLDER	E26
MAX WATTAGE	40W
VOLTAGE	110/120v
ENVIRONMENTAL RATING	Dry Location (IP20)
CLASS PROTECTION	Class I
SHADE	GL099
FLEX BAR CHAIN LENGTH	n/a
CABLE TYPE	

FIXING BRACKET: MLWB12 | Antique Brass



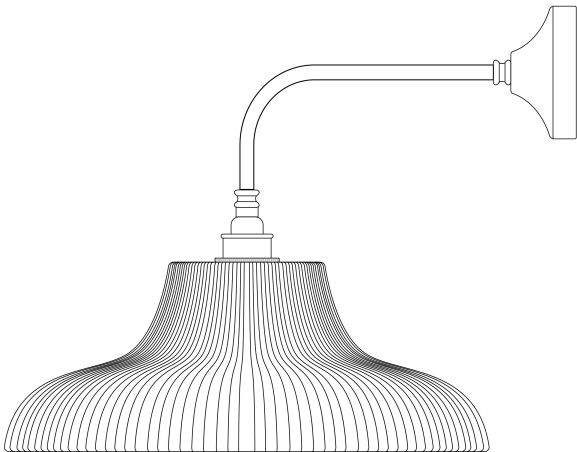
Product Notes:
1) Bulbs not included. 2) Dimensions do not include bulbs. 3) All products are individually made-to-order and therefore may differ slightly within manufacturing tolerances. 4) Cable / chain can be shortened during installation. Longer cable / chain lengths available on request. 5) Additional color finishes may be available on request. 6) Twisted cable is not available for UL wired products. Round cable in black or brown only is supplied instead. 7) Refer to our website for a full list of terms and conditions.





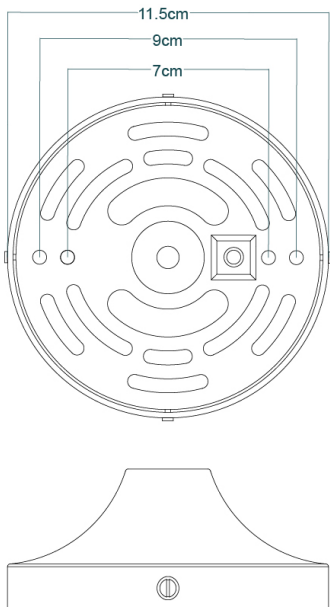
MONO 30CM Wall Light

MLWL369ANTSLV Antique Silver



MATERIAL	Brass Glass
HEIGHT	12"
WIDTH DIAMETER	11.75"
LENGTH PROJECTION	15.5"
WEIGHT	1.1 kg 2.5 lbs
LAMPHOLDER	E26
MAX WATTAGE	40W
VOLTAGE	110/120v
ENVIRONMENTAL RATING	Dry Location (IP20)
CLASS PROTECTION	Class I
SHADE	GL099
FLEX BAR CHAIN LENGTH	n/a
CABLE TYPE	

FIXING BRACKET: MLWB12 | Antique Silver



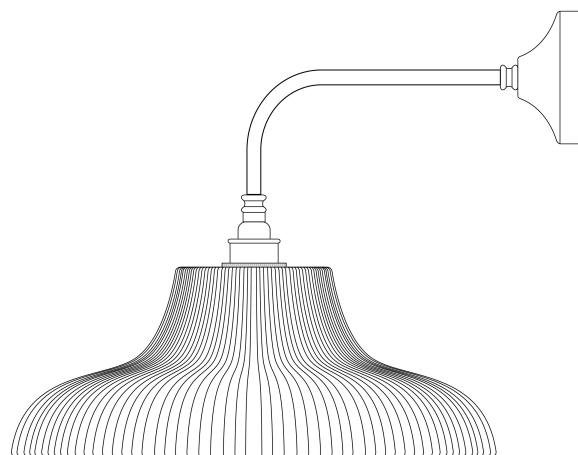
Product Notes:
1) Bulbs not included. 2) Dimensions do not include bulbs. 3) All products are individually made-to-order and therefore may differ slightly within manufacturing tolerances. 4) Cable / chain can be shortened during installation. Longer cable / chain lengths available on request. 5) Additional color finishes may be available on request. 6) Twisted cable is not available for UL wired products. Round cable in black or brown only is supplied instead. 7) Refer to our website for a full list of terms and conditions.





MONO 30CM Wall Light

MLWL369POLBRS Polished Brass



MATERIAL Brass | Glass

HEIGHT 12"

WIDTH | DIAMETER 11.75"

LENGTH | PROJECTION 15.5"

WEIGHT 1.1 kg | 2.5 lbs

LAMPHOLDER E26

MAX WATTAGE 40W

VOLTAGE 110/120v

ENVIRONMENTAL RATING Dry Location (IP20)

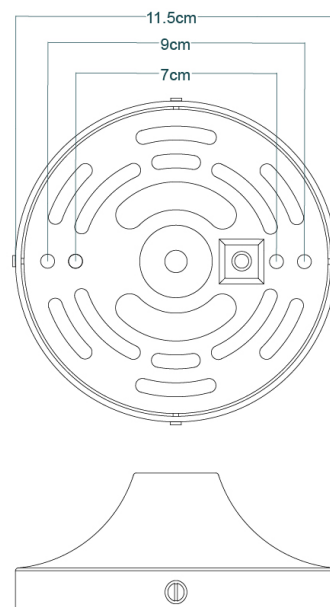
CLASS PROTECTION Class I

SHADE GL099

FLEX | BAR | CHAIN LENGTH n/a

CABLE TYPE |

FIXING BRACKET: MLWB12 | Polished Brass



Product Notes:

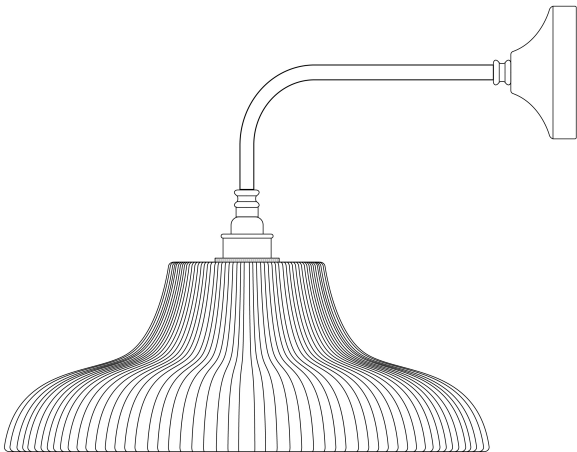
1) Bulbs not included. 2) Dimensions do not include bulbs. 3) All products are individually made-to-order and therefore may differ slightly within manufacturing tolerances. 4) Cable / chain can be shortened during installation. Longer cable / chain lengths available on request. 5) Additional color finishes may be available on request. 6) Twisted cable is not available for UL wired products. Round cable in black or brown only is supplied instead. 7) Refer to our website for a full list of terms and conditions.





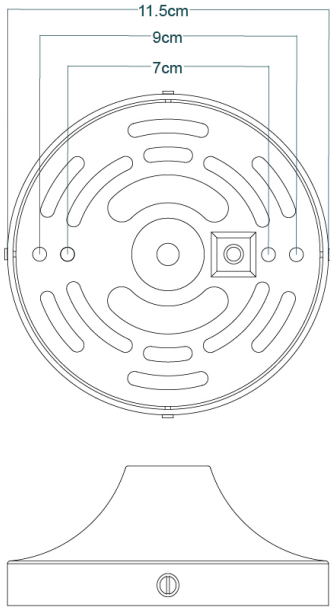
MONO 30CM Wall Light

MLWL369SATBRS Satin Brass



MATERIAL	Brass Glass
HEIGHT	12"
WIDTH DIAMETER	11.75"
LENGTH PROJECTION	15.5"
WEIGHT	1.1 kg 2.5 lbs
LAMPHOLDER	E26
MAX WATTAGE	40W
VOLTAGE	110/120v
ENVIRONMENTAL RATING	Dry Location (IP20)
CLASS PROTECTION	Class I
SHADE	GL099
FLEX BAR CHAIN LENGTH	n/a
CABLE TYPE	

FIXING BRACKET: MLWB12 | Satin Brass



Product Notes:
1) Bulbs not included. 2) Dimensions do not include bulbs. 3) All products are individually made-to-order and therefore may differ slightly within manufacturing tolerances. 4) Cable / chain can be shortened during installation. Longer cable / chain lengths available on request. 5) Additional color finishes may be available on request. 6) Twisted cable is not available for UL wired products. Round cable in black or brown only is supplied instead. 7) Refer to our website for a full list of terms and conditions.

