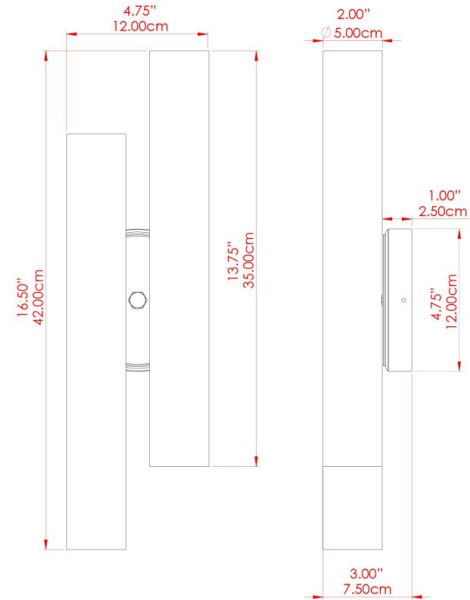




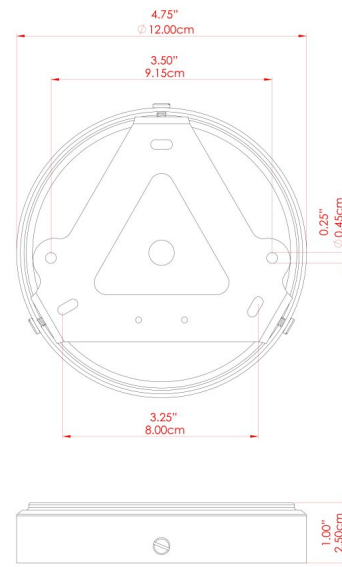
# DOUBLE Wall Light

# MLWL450ANTBRS Antique Brass



MATERIAL	Brass
HEIGHT	16.5"
WIDTH   DIAMETER	4.75"
LENGTH   PROJECTION	2.75"
WEIGHT	1.5 kg   3.3 lbs
LAMPHOLDER	G9
MAX WATTAGE	6.5W
VOLTAGE	110/120v
ENVIRONMENTAL RATING	Dry Location (IP20)
CLASS PROTECTION	Class I
SHADE	-
FLEX   BAR   CHAIN LENGTH	n/a
CABLE TYPE	

### FIXING BRACKET: MLWB17



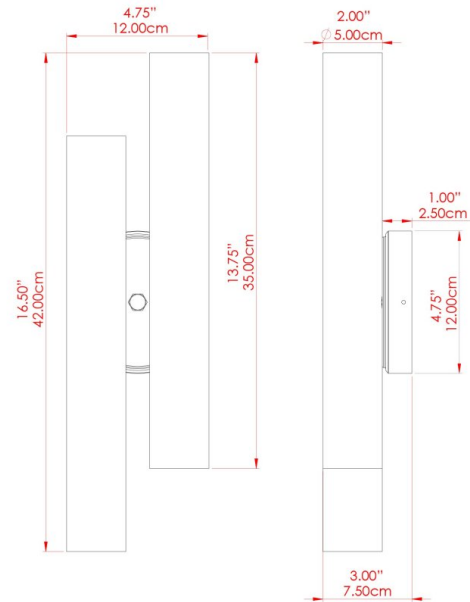
Product Notes:  
 1) Bulbs not included. 2) Dimensions do not include bulbs. 3) All products are individually made-to-order and therefore may differ slightly within manufacturing tolerances. 4) Cable / chain can be shortened during installation. Longer cable / chain lengths available on request. 5) Additional color finishes may be available on request. 6) Twisted cable is not available for UL wired products. Round cable in black or brown only is supplied instead. 7) Refer to our website for a full list of terms and conditions.





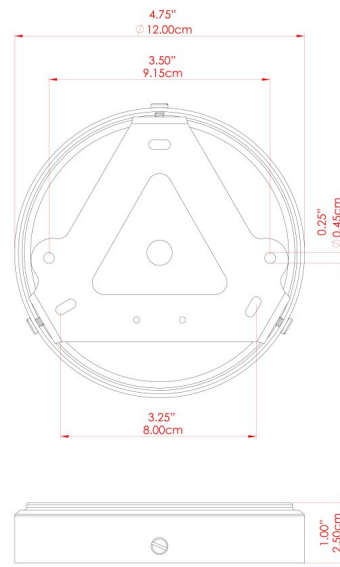
# DOUBLE Wall Light

## MLWL450ANTSLV Antique Silver



MATERIAL	Brass
HEIGHT	16.5"
WIDTH   DIAMETER	4.75"
LENGTH   PROJECTION	2.75"
WEIGHT	1.5 kg   3.3 lbs
LAMPHOLDER	G9
MAX WATTAGE	6.5W
VOLTAGE	110/120v
ENVIRONMENTAL RATING	Dry Location (IP20)
CLASS PROTECTION	Class I
SHADE	-
FLEX   BAR   CHAIN LENGTH	n/a
CABLE TYPE	

### FIXING BRACKET: MLWB17



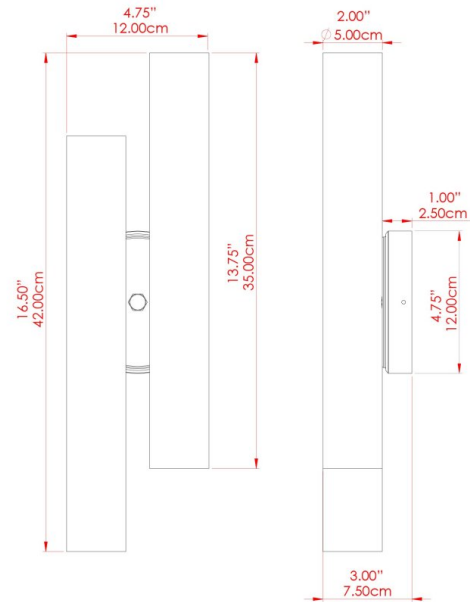
Product Notes:  
 1) Bulbs not included. 2) Dimensions do not include bulbs. 3) All products are individually made-to-order and therefore may differ slightly within manufacturing tolerances. 4) Cable / chain can be shortened during installation. Longer cable / chain lengths available on request. 5) Additional color finishes may be available on request. 6) Twisted cable is not available for UL wired products. Round cable in black or brown only is supplied instead. 7) Refer to our website for a full list of terms and conditions.





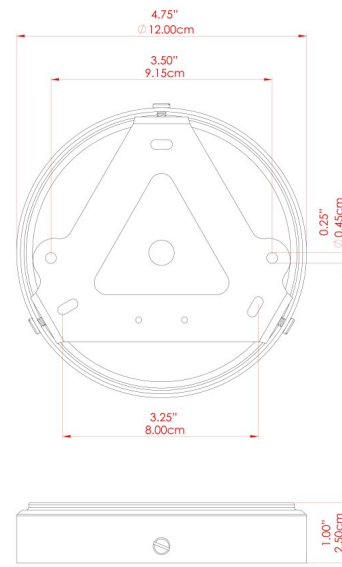
# DOUBLE Wall Light

MLWL450POLBRS Polished Brass



MATERIAL	Brass
HEIGHT	16.5"
WIDTH   DIAMETER	4.75"
LENGTH   PROJECTION	2.75"
WEIGHT	1.5 kg   3.3 lbs
LAMPHOLDER	G9
MAX WATTAGE	6.5W
VOLTAGE	110/120v
ENVIRONMENTAL RATING	Dry Location (IP20)
CLASS PROTECTION	Class I
SHADE	-
FLEX   BAR   CHAIN LENGTH	n/a
CABLE TYPE	

## FIXING BRACKET: MLWB17



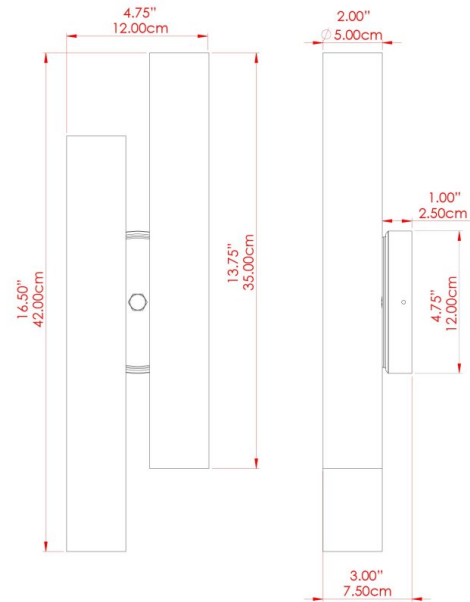
Product Notes:  
 1) Bulbs not included. 2) Dimensions do not include bulbs. 3) All products are individually made-to-order and therefore may differ slightly within manufacturing tolerances. 4) Cable / chain can be shortened during installation. Longer cable / chain lengths available on request. 5) Additional color finishes may be available on request. 6) Twisted cable is not available for UL wired products. Round cable in black or brown only is supplied instead. 7) Refer to our website for a full list of terms and conditions.





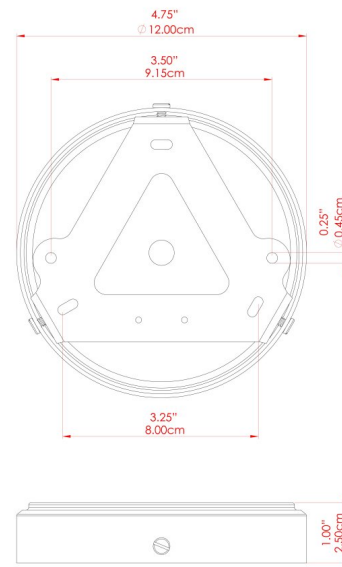
# DOUBLE Wall Light

MLWL450SATBRS Satin Brass



MATERIAL	Brass
HEIGHT	16.5"
WIDTH   DIAMETER	4.75"
LENGTH   PROJECTION	2.75"
WEIGHT	1.5 kg   3.3 lbs
LAMPHOLDER	G9
MAX WATTAGE	6.5W
VOLTAGE	110/120v
ENVIRONMENTAL RATING	Dry Location (IP20)
CLASS PROTECTION	Class I
SHADE	-
FLEX   BAR   CHAIN LENGTH	n/a
CABLE TYPE	

## FIXING BRACKET: MLWB17



Product Notes:  
 1) Bulbs not included. 2) Dimensions do not include bulbs. 3) All products are individually made-to-order and therefore may differ slightly within manufacturing tolerances. 4) Cable / chain can be shortened during installation. Longer cable / chain lengths available on request. 5) Additional color finishes may be available on request. 6) Twisted cable is not available for UL wired products. Round cable in black or brown only is supplied instead. 7) Refer to our website for a full list of terms and conditions.

