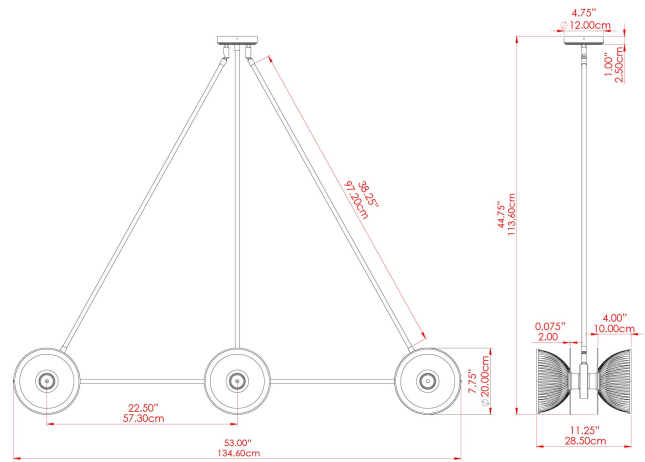




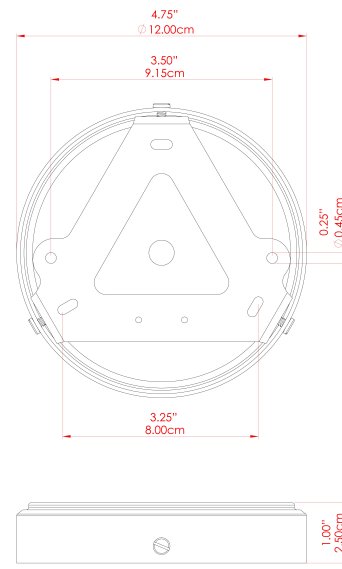
ECLIPSE Chandelier

MLF348ANTBRS Antique Brass



MATERIAL	Brass Glass
HEIGHT	43"
WIDTH DIAMETER	48.25"
LENGTH PROJECTION	n/a
WEIGHT	10.6 kg 23.3 lbs
LAMPHOLDER	E26
MAX WATTAGE	40W
VOLTAGE	110/120v
ENVIRONMENTAL RATING	Dry Location (IP20)
CLASS PROTECTION	Class I
SHADE	GL096
FLEX BAR CHAIN LENGTH	40"
CABLE TYPE	

FIXING BRACKET: MLWB17

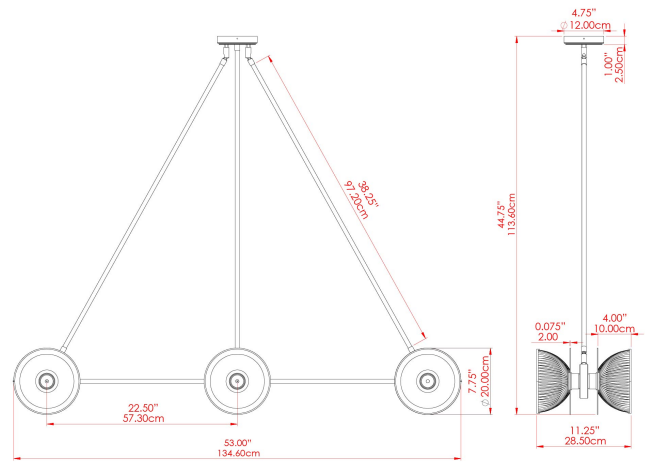


Product Notes:
 1) Bulbs not included. 2) Dimensions do not include bulbs. 3) All products are individually made-to-order and therefore may differ slightly within manufacturing tolerances. 4) Cable / chain can be shortened during installation. Longer cable / chain lengths available on request. 5) Additional color finishes may be available on request. 6) Twisted cable is not available for UL wired products. Round cable in black or brown only is supplied instead. 7) Refer to our website for a full list of terms and conditions.



ECLIPSE Chandelier

MLF348ANTSLV Antique Silver



MATERIAL	Brass Glass
HEIGHT	43"
WIDTH DIAMETER	48.25"
LENGTH PROJECTION	n/a
WEIGHT	10.6 kg 23.3 lbs
LAMPHOLDER	E26
MAX WATTAGE	40W
VOLTAGE	110/120v
ENVIRONMENTAL RATING	Dry Location (IP20)
CLASS PROTECTION	Class I
SHADE	GL096
FLEX BAR CHAIN LENGTH	40"
CABLE TYPE	

FIXING BRACKET: MLWB17



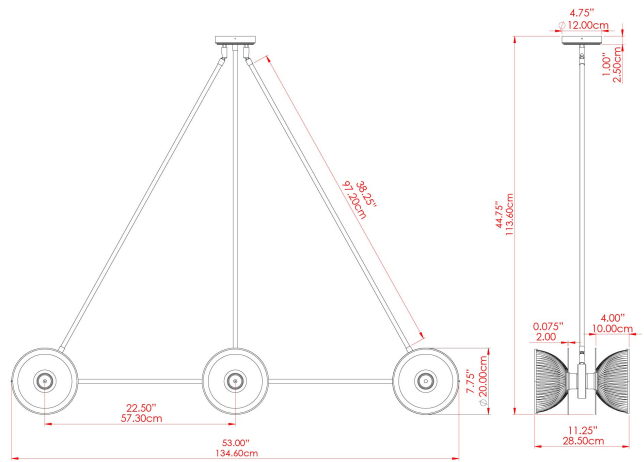
Product Notes:
 1) Bulbs not included. 2) Dimensions do not include bulbs. 3) All products are individually made-to-order and therefore may differ slightly within manufacturing tolerances. 4) Cable / chain can be shortened during installation. Longer cable / chain lengths available on request. 5) Additional color finishes may be available on request. 6) Twisted cable is not available for UL wired products. Round cable in black or brown only is supplied instead. 7) Refer to our website for a full list of terms and conditions.





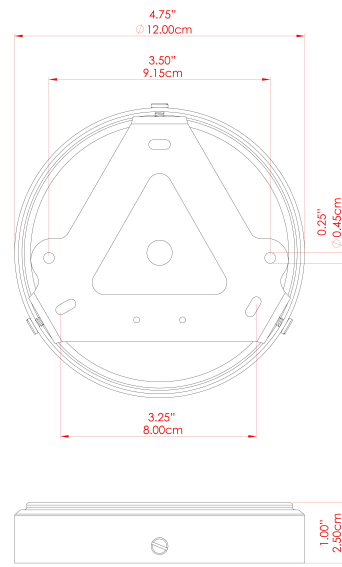
ECLIPSE Chandelier

MLF348PCMBK Matt Black



MATERIAL	Brass Glass
HEIGHT	43"
WIDTH DIAMETER	48.25"
LENGTH PROJECTION	n/a
WEIGHT	10.6 kg 23.3 lbs
LAMPHOLDER	E26
MAX WATTAGE	40W
VOLTAGE	110/120v
ENVIRONMENTAL RATING	Dry Location (IP20)
CLASS PROTECTION	Class I
SHADE	GL096
FLEX BAR CHAIN LENGTH	40"
CABLE TYPE	

FIXING BRACKET: MLWB17



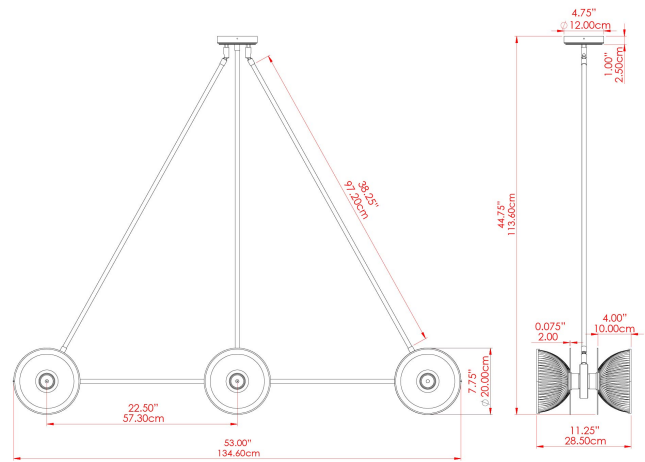
Product Notes:
 1) Bulbs not included. 2) Dimensions do not include bulbs. 3) All products are individually made-to-order and therefore may differ slightly within manufacturing tolerances. 4) Cable / chain can be shortened during installation. Longer cable / chain lengths available on request. 5) Additional color finishes may be available on request. 6) Twisted cable is not available for UL wired products. Round cable in black or brown only is supplied instead. 7) Refer to our website for a full list of terms and conditions.





ECLIPSE Chandelier

MLF348POLBRS Polished Brass



MATERIAL	Brass Glass
HEIGHT	43"
WIDTH DIAMETER	48.25"
LENGTH PROJECTION	n/a
WEIGHT	10.6 kg 23.3 lbs
LAMPHOLDER	E26
MAX WATTAGE	40W
VOLTAGE	110/120v
ENVIRONMENTAL RATING	Dry Location (IP20)
CLASS PROTECTION	Class I
SHADE	GL096
FLEX BAR CHAIN LENGTH	40"
CABLE TYPE	

FIXING BRACKET: MLWB17



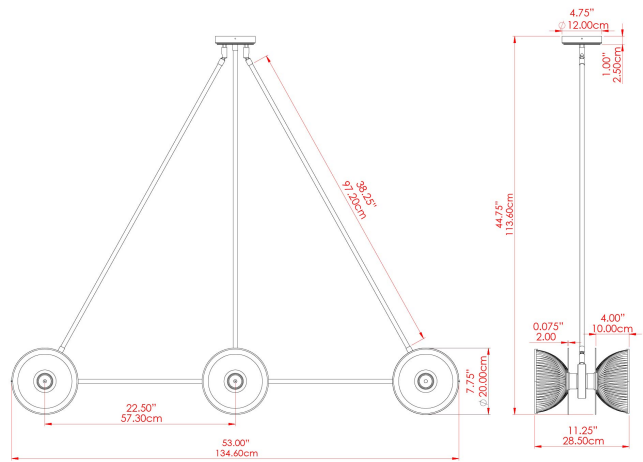

Product Notes:
 1) Bulbs not included. 2) Dimensions do not include bulbs. 3) All products are individually made-to-order and therefore may differ slightly within manufacturing tolerances. 4) Cable / chain can be shortened during installation. Longer cable / chain lengths available on request. 5) Additional color finishes may be available on request. 6) Twisted cable is not available for UL wired products. Round cable in black or brown only is supplied instead. 7) Refer to our website for a full list of terms and conditions.





ECLIPSE Chandelier

MLF348SATBRS Satin Brass



MATERIAL	Brass Glass
HEIGHT	43"
WIDTH DIAMETER	48.25"
LENGTH PROJECTION	n/a
WEIGHT	10.6 kg 23.3 lbs
LAMPHOLDER	E26
MAX WATTAGE	40W
VOLTAGE	110/120v
ENVIRONMENTAL RATING	Dry Location (IP20)
CLASS PROTECTION	Class I
SHADE	GL096
FLEX BAR CHAIN LENGTH	40"
CABLE TYPE	

FIXING BRACKET: MLWB17



Product Notes:
 1) Bulbs not included. 2) Dimensions do not include bulbs. 3) All products are individually made-to-order and therefore may differ slightly within manufacturing tolerances. 4) Cable / chain can be shortened during installation. Longer cable / chain lengths available on request. 5) Additional color finishes may be available on request. 6) Twisted cable is not available for UL wired products. Round cable in black or brown only is supplied instead. 7) Refer to our website for a full list of terms and conditions.

