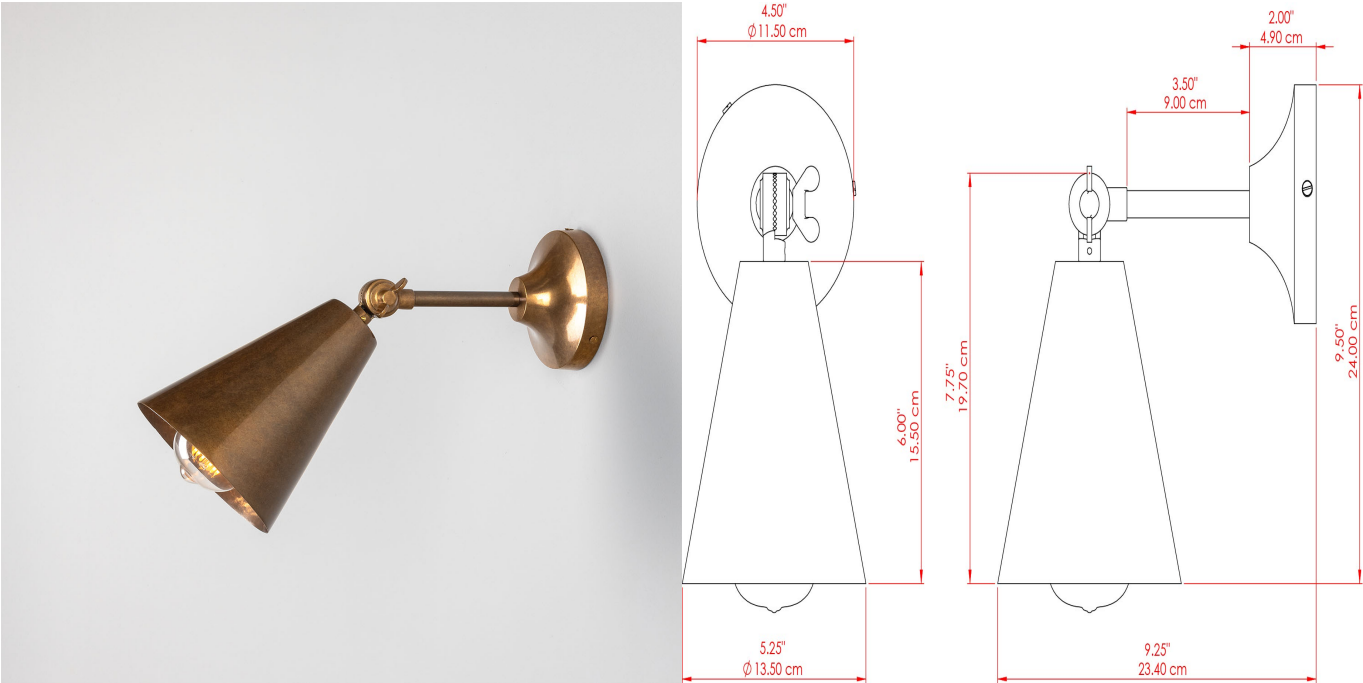


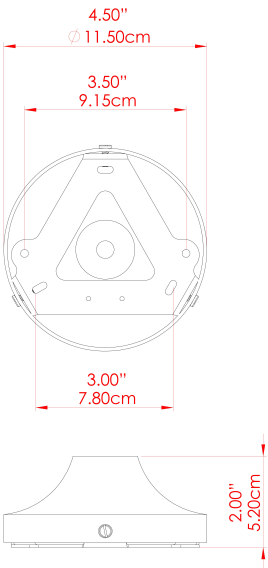
MOYA Wall Light

MLWL237ANTBRS Antique Brass



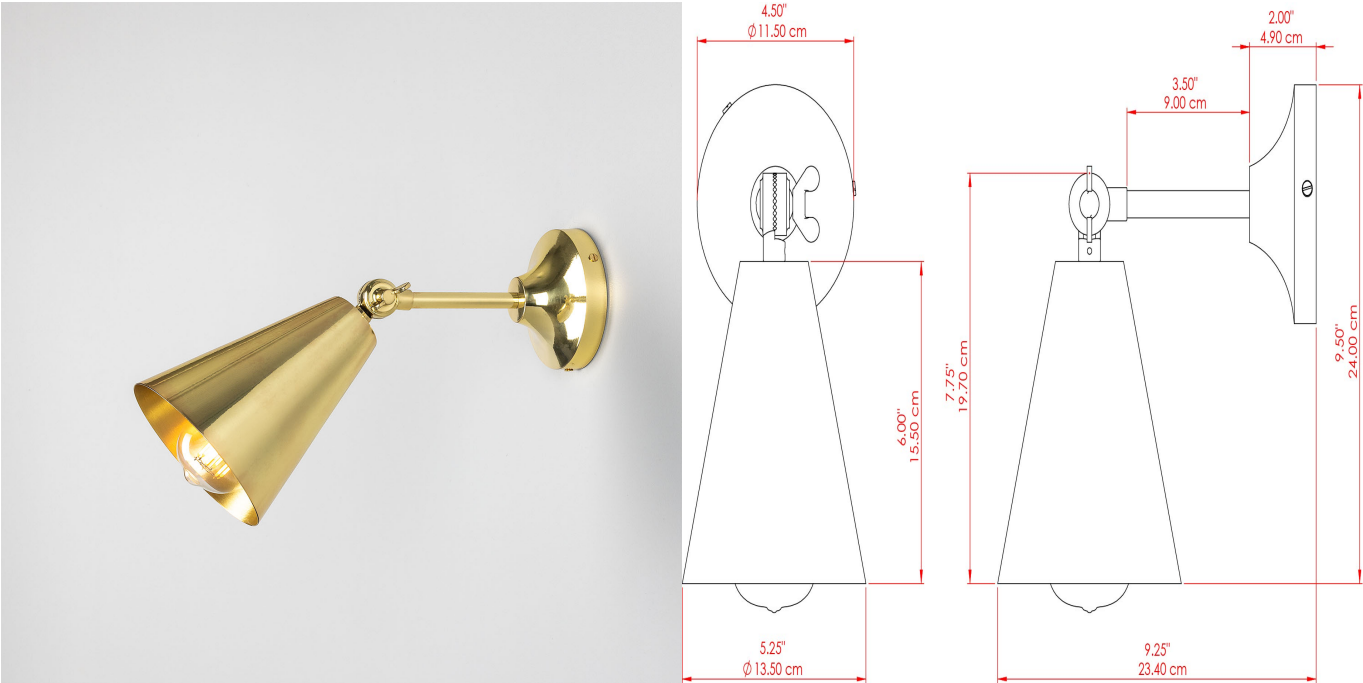
| | |
|---------------------------|---------------------|
| MATERIAL | Brass |
| HEIGHT | 5.5"-8.75" |
| WIDTH DIAMETER | 5.5" |
| LENGTH PROJECTION | 8.75"-13.25" |
| WEIGHT | 0.65 kg 1.5 lbs |
| LAMPHOLDER | E26 |
| MAX WATTAGE | 40W |
| VOLTAGE | 110/120v |
| ENVIRONMENTAL RATING | Dry Location (IP20) |
| CLASS PROTECTION | Class I |
| SHADE | - |
| FLEX BAR CHAIN LENGTH | n/a |
| CABLE TYPE | |

FIXING BRACKET: MLWB12 | Antique Brass



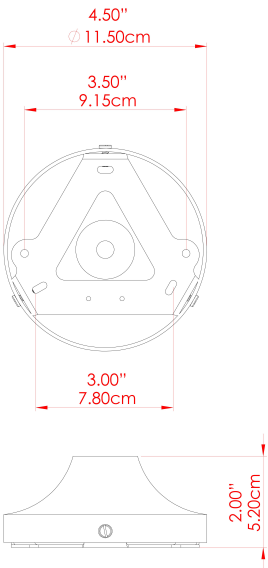
MOYA Wall Light

MLWL237POLBRS Polished Brass



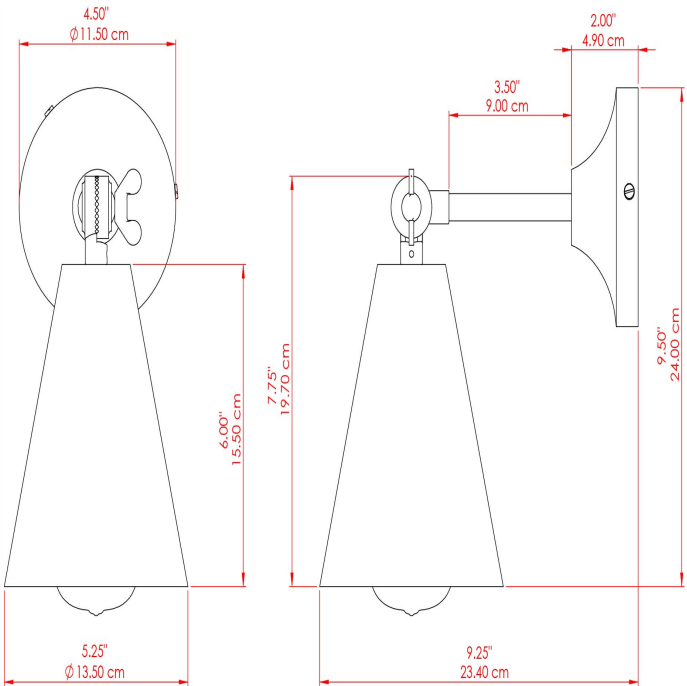
| | |
|---------------------------|---------------------|
| MATERIAL | Brass |
| HEIGHT | 5.5"-8.75" |
| WIDTH DIAMETER | 5.5" |
| LENGTH PROJECTION | 8.75"-13.25" |
| WEIGHT | 0.65 kg 1.5 lbs |
| LAMPHOLDER | E26 |
| MAX WATTAGE | 40W |
| VOLTAGE | 110/120v |
| ENVIRONMENTAL RATING | Dry Location (IP20) |
| CLASS PROTECTION | Class I |
| SHADE | - |
| FLEX BAR CHAIN LENGTH | n/a |
| CABLE TYPE | |

FIXING BRACKET: MLWB12 | Polished Brass



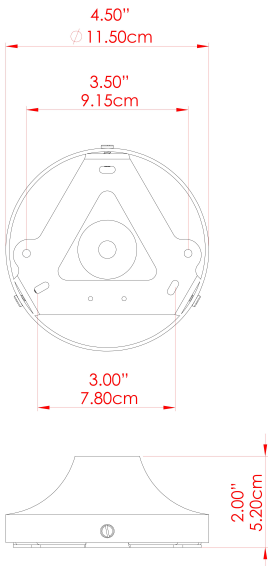
MOYA Wall Light

MLWL237ANTSLV Antique Silver



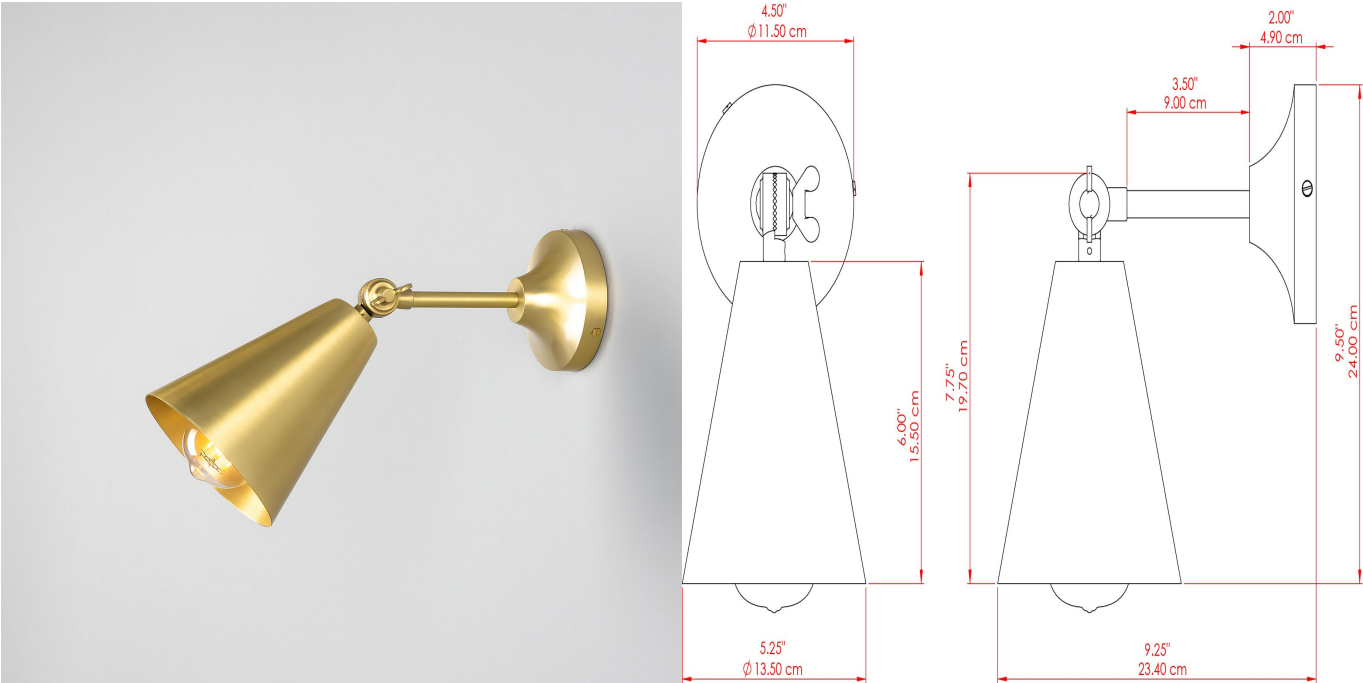
| | |
|---------------------------|---------------------|
| MATERIAL | Brass |
| HEIGHT | 5.5"-8.75" |
| WIDTH DIAMETER | 5.5" |
| LENGTH PROJECTION | 8.75"-13.25" |
| WEIGHT | 0.65 kg 1.5 lbs |
| LAMPHOLDER | E26 |
| MAX WATTAGE | 40W |
| VOLTAGE | 110/120v |
| ENVIRONMENTAL RATING | Dry Location (IP20) |
| CLASS PROTECTION | Class I |
| SHADE | - |
| FLEX BAR CHAIN LENGTH | n/a |
| CABLE TYPE | |

FIXING BRACKET: MLWB12 | Antique Silver



MOYA Wall Light

MLWL237SATBRS Satin Brass



| | |
|---------------------------|---------------------|
| MATERIAL | Brass |
| HEIGHT | 5.5"-8.75" |
| WIDTH DIAMETER | 5.5" |
| LENGTH PROJECTION | 8.75"-13.25" |
| WEIGHT | 0.65 kg 1.5 lbs |
| LAMPHOLDER | E26 |
| MAX WATTAGE | 40W |
| VOLTAGE | 110/120v |
| ENVIRONMENTAL RATING | Dry Location (IP20) |
| CLASS PROTECTION | Class I |
| SHADE | - |
| FLEX BAR CHAIN LENGTH | n/a |
| CABLE TYPE | |

FIXING BRACKET: MLWB12 | Satin Brass

