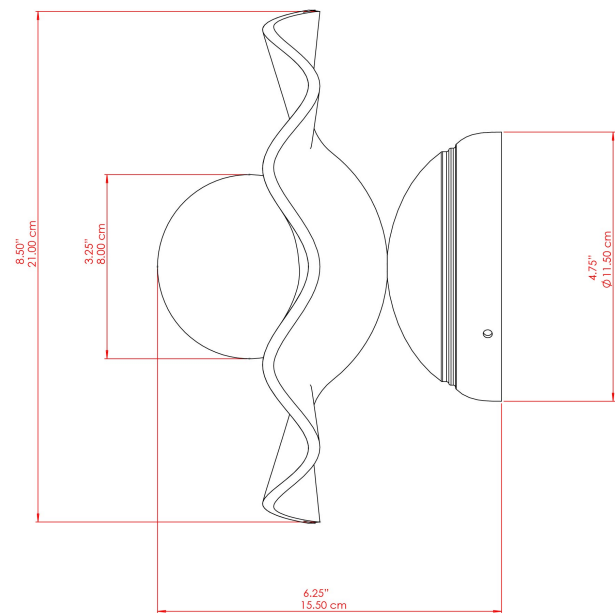




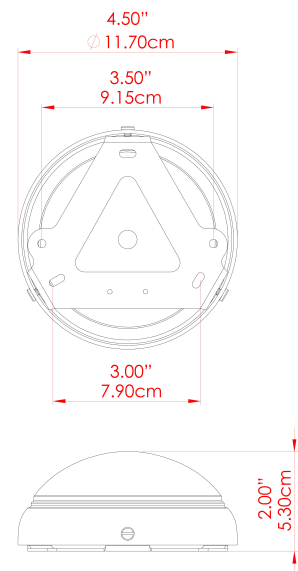
RIVALE Ceramic Wall Light

MLCMWL056ANTBRSCS Antique Brass



MATERIAL	Brass Ceramic Glass
HEIGHT	n/a
WIDTH DIAMETER	8.25"
LENGTH PROJECTION	6"
WEIGHT	0.7 kg 1.5 lbs
LAMPHOLDER	G9
MAX WATTAGE	6.5W
VOLTAGE	110/120v
ENVIRONMENTAL RATING	Dry Location (IP20)
CLASS PROTECTION	Class I
SHADE	MLCS112
FLEX BAR CHAIN LENGTH	n/a
CABLE TYPE	

FIXING BRACKET: MLWB11 | Antique Brass



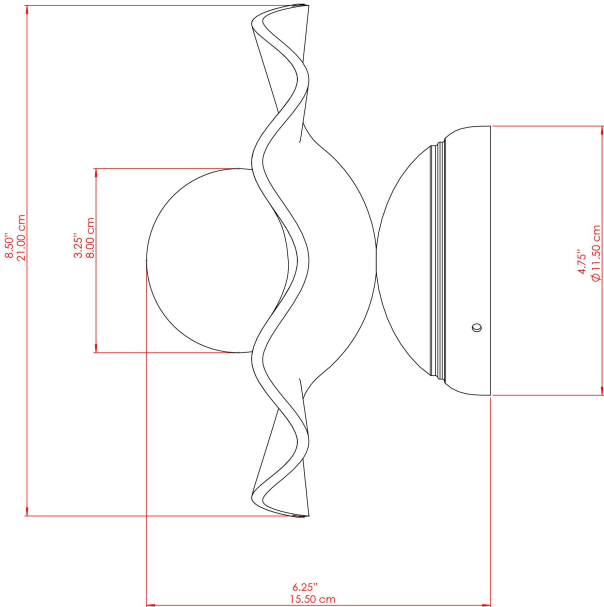
Product Notes:
1) Bulbs not included. 2) Dimensions do not include bulbs. 3) All products are individually made-to-order and therefore may differ slightly within manufacturing tolerances. 4) Cable / chain can be shortened during installation. Longer cable / chain lengths available on request. 5) Additional color finishes may be available on request. 6) Twisted cable is not available for UL wired products. Round cable in black or brown only is supplied instead. 7) Refer to our website for a full list of terms and conditions.





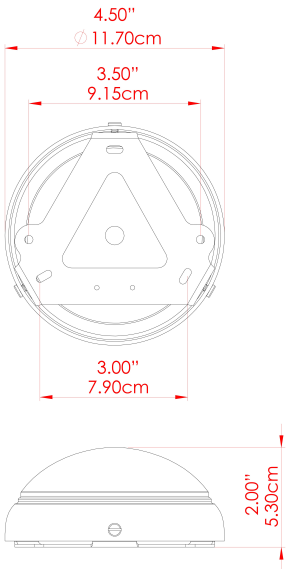
RIVALE Ceramic Wall Light

MLCMWL056ANTBRSFR Antique Brass



MATERIAL	Brass Ceramic Glass
HEIGHT	n/a
WIDTH DIAMETER	8.25"
LENGTH PROJECTION	6"
WEIGHT	0.7 kg 1.5 lbs
LAMPHOLDER	G9
MAX WATTAGE	6.5W
VOLTAGE	110/120v
ENVIRONMENTAL RATING	Dry Location (IP20)
CLASS PROTECTION	Class I
SHADE	MLCS112
FLEX BAR CHAIN LENGTH	n/a
CABLE TYPE	

FIXING BRACKET: MLWB11 | Antique Brass



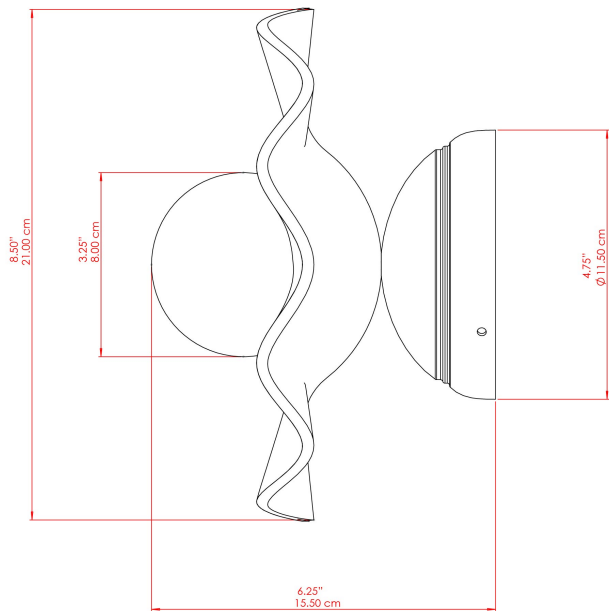
Product Notes:
1) Bulbs not included. 2) Dimensions do not include bulbs. 3) All products are individually made-to-order and therefore may differ slightly within manufacturing tolerances. 4) Cable / chain can be shortened during installation. Longer cable / chain lengths available on request. 5) Additional color finishes may be available on request. 6) Twisted cable is not available for UL wired products. Round cable in black or brown only is supplied instead. 7) Refer to our website for a full list of terms and conditions.





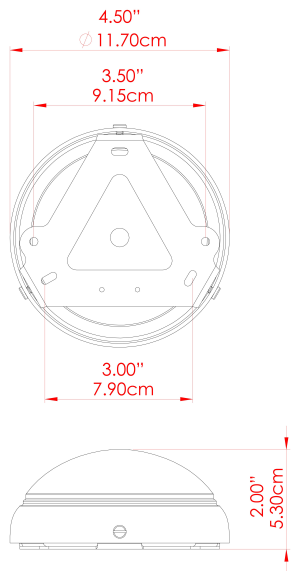
RIVALE Ceramic Wall Light

MLCMWL056ANTBRSOP Antique Brass



MATERIAL	Brass Ceramic Glass
HEIGHT	n/a
WIDTH DIAMETER	8.25"
LENGTH PROJECTION	6"
WEIGHT	0.7 kg 1.5 lbs
LAMPHOLDER	G9
MAX WATTAGE	6.5W
VOLTAGE	110/120v
ENVIRONMENTAL RATING	Dry Location (IP20)
CLASS PROTECTION	Class I
SHADE	MLCS112
FLEX BAR CHAIN LENGTH	n/a
CABLE TYPE	

FIXING BRACKET: MLWB11 | Antique Brass



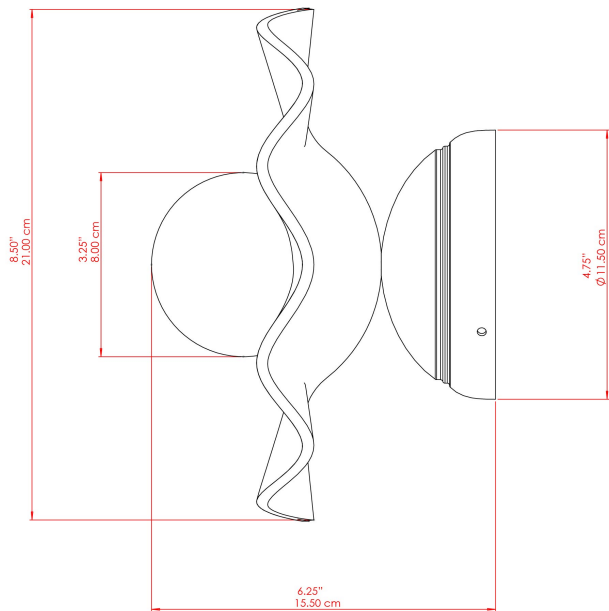
Product Notes:
1) Bulbs not included. 2) Dimensions do not include bulbs. 3) All products are individually made-to-order and therefore may differ slightly within manufacturing tolerances. 4) Cable / chain can be shortened during installation. Longer cable / chain lengths available on request. 5) Additional color finishes may be available on request. 6) Twisted cable is not available for UL wired products. Round cable in black or brown only is supplied instead. 7) Refer to our website for a full list of terms and conditions.





RIVALE Ceramic Wall Light

MLCMWL056ANTSLVCL Antique Silver



MATERIAL	Brass Ceramic Glass
HEIGHT	n/a
WIDTH DIAMETER	8.25"
LENGTH PROJECTION	6"
WEIGHT	0.7 kg 1.5 lbs
LAMPHOLDER	G9
MAX WATTAGE	6.5W
VOLTAGE	110/120v
ENVIRONMENTAL RATING	Dry Location (IP20)
CLASS PROTECTION	Class I
SHADE	MLCS112
FLEX BAR CHAIN LENGTH	n/a
CABLE TYPE	

FIXING BRACKET: MLWB11 | Antique Silver



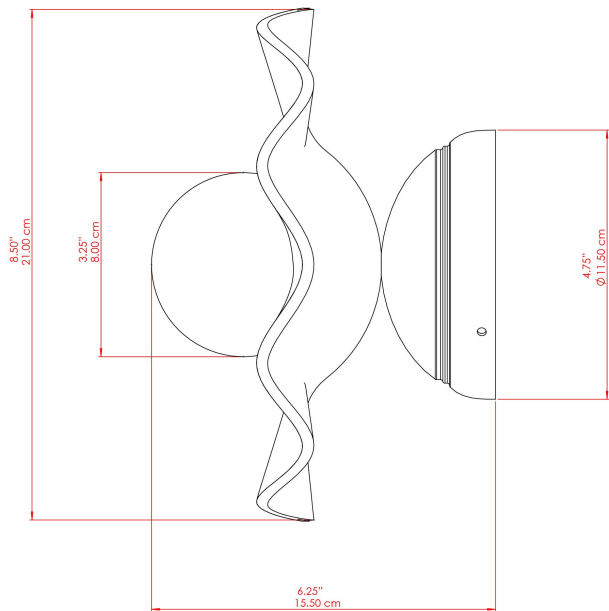
Product Notes:
1) Bulbs not included. 2) Dimensions do not include bulbs. 3) All products are individually made-to-order and therefore may differ slightly within manufacturing tolerances. 4) Cable / chain can be shortened during installation. Longer cable / chain lengths available on request. 5) Additional color finishes may be available on request. 6) Twisted cable is not available for UL wired products. Round cable in black or brown only is supplied instead. 7) Refer to our website for a full list of terms and conditions.





RIVALE Ceramic Wall Light

MLCMWL056ANTSLVFR Antique Silver



MATERIAL	Brass Ceramic Glass
HEIGHT	n/a
WIDTH DIAMETER	8.25"
LENGTH PROJECTION	6"
WEIGHT	0.7 kg 1.5 lbs
LAMPHOLDER	G9
MAX WATTAGE	6.5W
VOLTAGE	110/120v
ENVIRONMENTAL RATING	Dry Location (IP20)
CLASS PROTECTION	Class I
SHADE	MLCS112
FLEX BAR CHAIN LENGTH	n/a
CABLE TYPE	

FIXING BRACKET: MLWB11 | Antique Silver



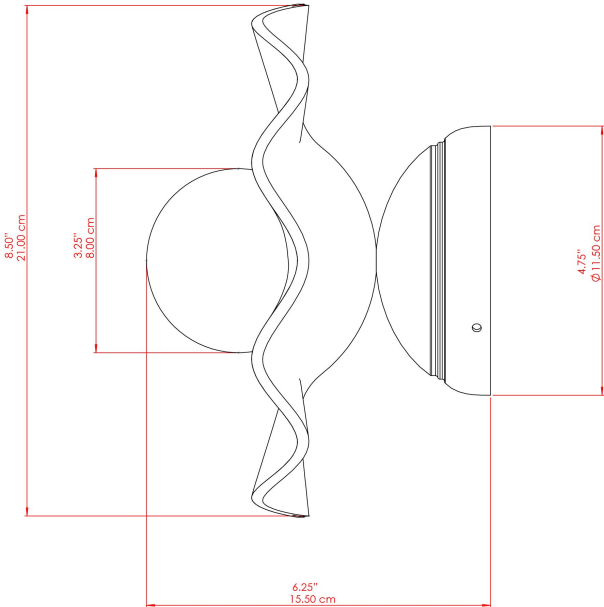
Product Notes:
1) Bulbs not included. 2) Dimensions do not include bulbs. 3) All products are individually made-to-order and therefore may differ slightly within manufacturing tolerances. 4) Cable / chain can be shortened during installation. Longer cable / chain lengths available on request. 5) Additional color finishes may be available on request. 6) Twisted cable is not available for UL wired products. Round cable in black or brown only is supplied instead. 7) Refer to our website for a full list of terms and conditions.





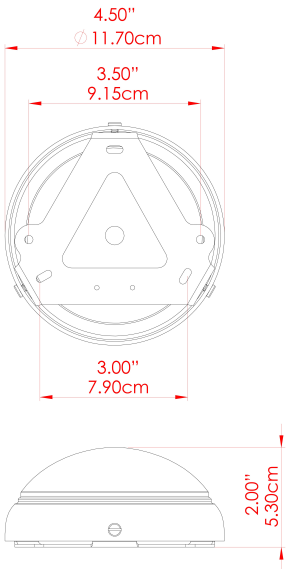
RIVALE Ceramic Wall Light

MLCMWL056ANTSLVOP Antique Silver



MATERIAL	Brass Ceramic Glass
HEIGHT	n/a
WIDTH DIAMETER	8.25"
LENGTH PROJECTION	6"
WEIGHT	0.7 kg 1.5 lbs
LAMPHOLDER	G9
MAX WATTAGE	6.5W
VOLTAGE	110/120v
ENVIRONMENTAL RATING	Dry Location (IP20)
CLASS PROTECTION	Class I
SHADE	MLCS112
FLEX BAR CHAIN LENGTH	n/a
CABLE TYPE	

FIXING BRACKET: MLWB11 | Antique Silver



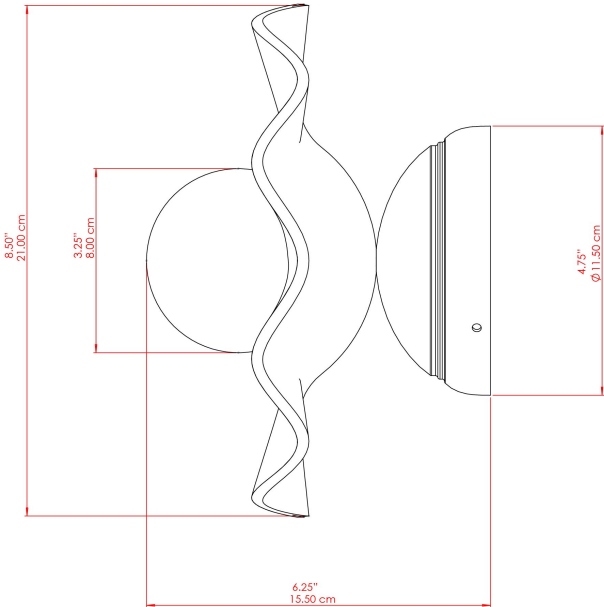
Product Notes:
1) Bulbs not included. 2) Dimensions do not include bulbs. 3) All products are individually made-to-order and therefore may differ slightly within manufacturing tolerances. 4) Cable / chain can be shortened during installation. Longer cable / chain lengths available on request. 5) Additional color finishes may be available on request. 6) Twisted cable is not available for UL wired products. Round cable in black or brown only is supplied instead. 7) Refer to our website for a full list of terms and conditions.





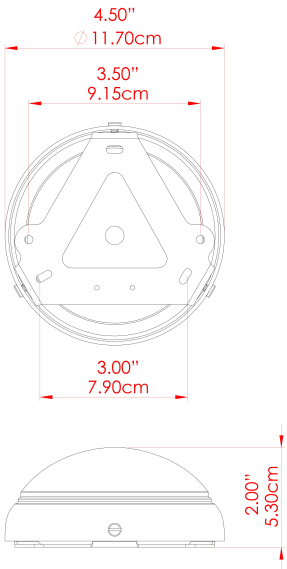
RIVALE Ceramic Wall Light

MLCMWL056PCMBKCL Matt Black



MATERIAL	Brass Ceramic Glass
HEIGHT	n/a
WIDTH DIAMETER	8.25"
LENGTH PROJECTION	6"
WEIGHT	0.7 kg 1.5 lbs
LAMPHOLDER	G9
MAX WATTAGE	6.5W
VOLTAGE	110/120v
ENVIRONMENTAL RATING	Dry Location (IP20)
CLASS PROTECTION	Class I
SHADE	MLCS112
FLEX BAR CHAIN LENGTH	n/a
CABLE TYPE	

FIXING BRACKET: MLWB11 | Matt Black



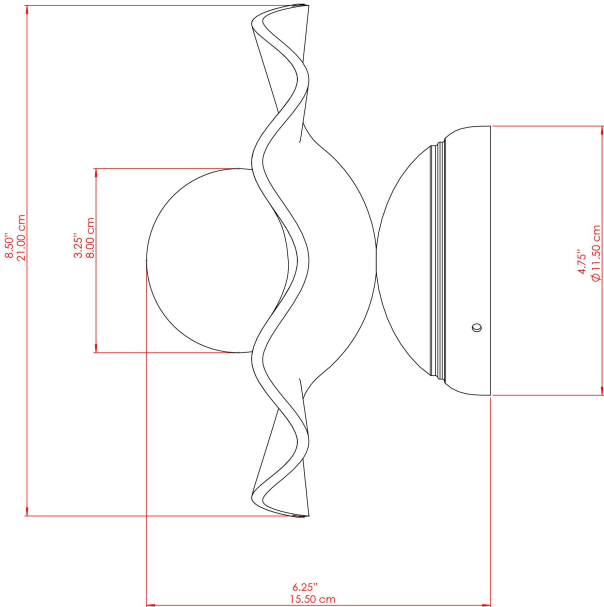
Product Notes:
1) Bulbs not included. 2) Dimensions do not include bulbs. 3) All products are individually made-to-order and therefore may differ slightly within manufacturing tolerances. 4) Cable / chain can be shortened during installation. Longer cable / chain lengths available on request. 5) Additional color finishes may be available on request. 6) Twisted cable is not available for UL wired products. Round cable in black or brown only is supplied instead. 7) Refer to our website for a full list of terms and conditions.





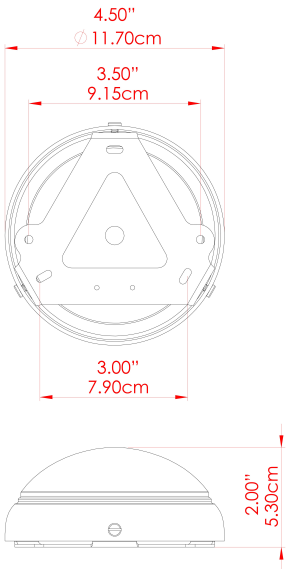
RIVALE Ceramic Wall Light

MLCMWL056PCMBKFR Matt Black



MATERIAL	Brass Ceramic Glass
HEIGHT	n/a
WIDTH DIAMETER	8.25"
LENGTH PROJECTION	6"
WEIGHT	0.7 kg 1.5 lbs
LAMPHOLDER	G9
MAX WATTAGE	6.5W
VOLTAGE	110/120v
ENVIRONMENTAL RATING	Dry Location (IP20)
CLASS PROTECTION	Class I
SHADE	MLCS112
FLEX BAR CHAIN LENGTH	n/a
CABLE TYPE	

FIXING BRACKET: MLWB11 | Matt Black



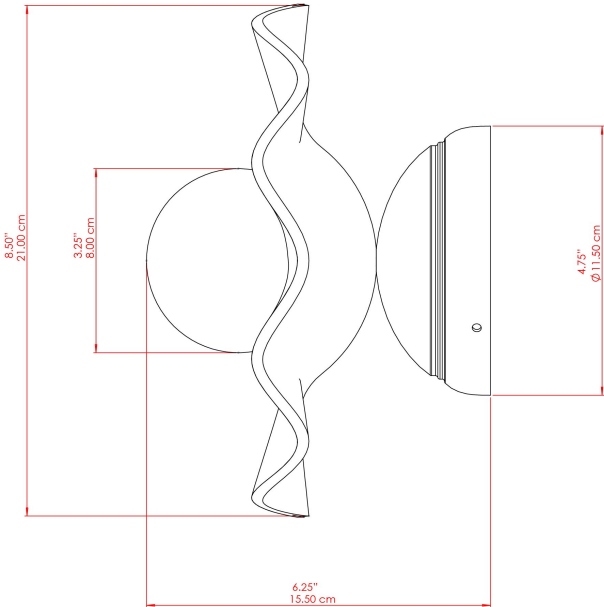
Product Notes:
1) Bulbs not included. 2) Dimensions do not include bulbs. 3) All products are individually made-to-order and therefore may differ slightly within manufacturing tolerances. 4) Cable / chain can be shortened during installation. Longer cable / chain lengths available on request. 5) Additional color finishes may be available on request. 6) Twisted cable is not available for UL wired products. Round cable in black or brown only is supplied instead. 7) Refer to our website for a full list of terms and conditions.





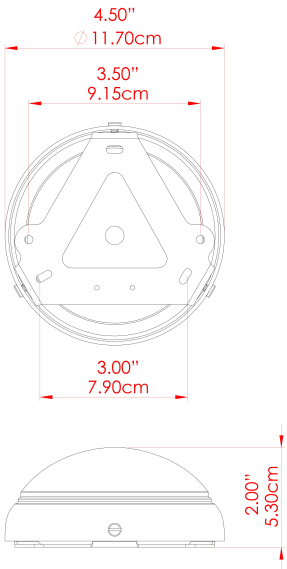
RIVALE Ceramic Wall Light

MLCMWL056PCMBKOP Matt Black



MATERIAL	Brass Ceramic Glass
HEIGHT	n/a
WIDTH DIAMETER	8.25"
LENGTH PROJECTION	6"
WEIGHT	0.7 kg 1.5 lbs
LAMPHOLDER	G9
MAX WATTAGE	6.5W
VOLTAGE	110/120v
ENVIRONMENTAL RATING	Dry Location (IP20)
CLASS PROTECTION	Class I
SHADE	MLCS112
FLEX BAR CHAIN LENGTH	n/a
CABLE TYPE	

FIXING BRACKET: MLWB11 | Matt Black



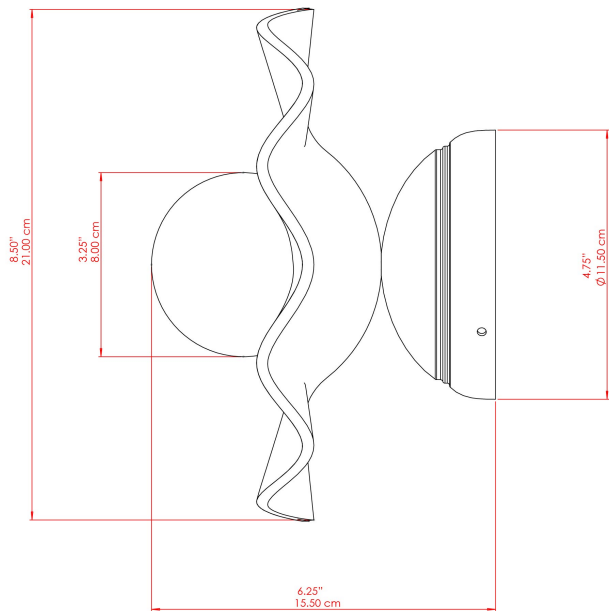
Product Notes:
1) Bulbs not included. 2) Dimensions do not include bulbs. 3) All products are individually made-to-order and therefore may differ slightly within manufacturing tolerances. 4) Cable / chain can be shortened during installation. Longer cable / chain lengths available on request. 5) Additional color finishes may be available on request. 6) Twisted cable is not available for UL wired products. Round cable in black or brown only is supplied instead. 7) Refer to our website for a full list of terms and conditions.





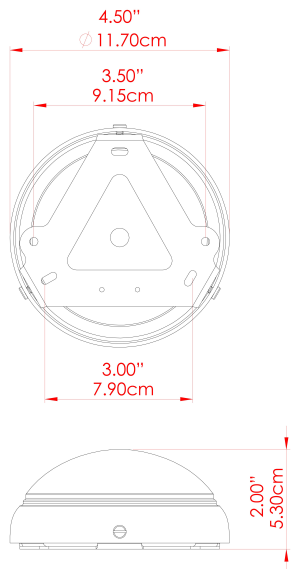
RIVALE Ceramic Wall Light

MLCMWL056POLBRSCS Polished Brass



MATERIAL	Brass Ceramic Glass
HEIGHT	n/a
WIDTH DIAMETER	8.25"
LENGTH PROJECTION	6"
WEIGHT	0.7 kg 1.5 lbs
LAMPHOLDER	G9
MAX WATTAGE	6.5W
VOLTAGE	110/120v
ENVIRONMENTAL RATING	Dry Location (IP20)
CLASS PROTECTION	Class I
SHADE	MLCS112
FLEX BAR CHAIN LENGTH	n/a
CABLE TYPE	

FIXING BRACKET: MLWB11 | Polished Brass



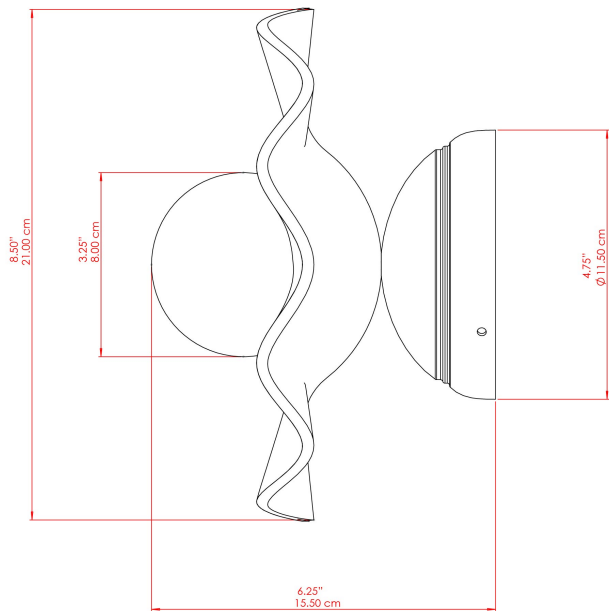
Product Notes:
1) Bulbs not included. 2) Dimensions do not include bulbs. 3) All products are individually made-to-order and therefore may differ slightly within manufacturing tolerances. 4) Cable / chain can be shortened during installation. Longer cable / chain lengths available on request. 5) Additional color finishes may be available on request. 6) Twisted cable is not available for UL wired products. Round cable in black or brown only is supplied instead. 7) Refer to our website for a full list of terms and conditions.





RIVALE Ceramic Wall Light

MLCMWL056POLBRSFR Polished Brass



MATERIAL Brass | Ceramic | Glass

HEIGHT n/a

WIDTH | DIAMETER 8.25"

LENGTH | PROJECTION 6"

WEIGHT 0.7 kg | 1.5 lbs

LAMPHOLDER G9

MAX WATTAGE 6.5W

VOLTAGE 110/120v

ENVIRONMENTAL RATING Dry Location (IP20)

CLASS PROTECTION Class I

SHADE MLCS112

FLEX | BAR | CHAIN LENGTH n/a

CABLE TYPE |

FIXING BRACKET: MLWB11 | Polished Brass



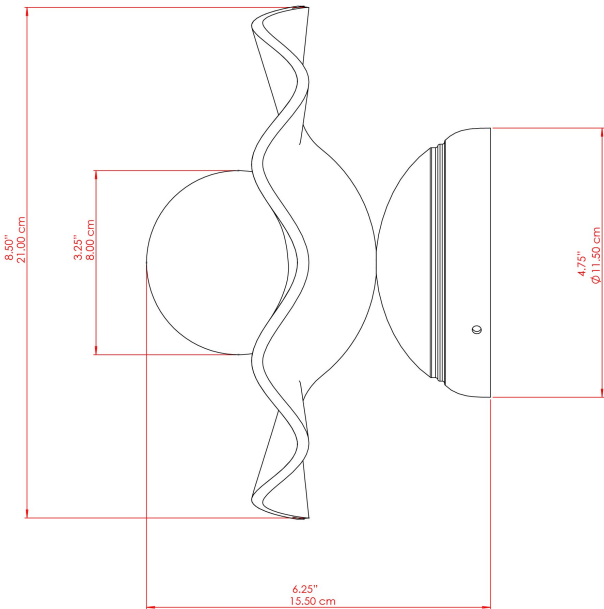
Product Notes:
1) Bulbs not included. 2) Dimensions do not include bulbs. 3) All products are individually made-to-order and therefore may differ slightly within manufacturing tolerances. 4) Cable / chain can be shortened during installation. Longer cable / chain lengths available on request. 5) Additional color finishes may be available on request. 6) Twisted cable is not available for UL wired products. Round cable in black or brown only is supplied instead. 7) Refer to our website for a full list of terms and conditions.





RIVALE Ceramic Wall Light

MLCMWL056POLBRSOP Polished Brass



MATERIAL Brass | Ceramic | Glass

HEIGHT n/a

WIDTH | DIAMETER 8.25"

LENGTH | PROJECTION 6"

WEIGHT 0.7 kg | 1.5 lbs

LAMPHOLDER G9

MAX WATTAGE 6.5W

VOLTAGE 110/120v

ENVIRONMENTAL RATING Dry Location (IP20)

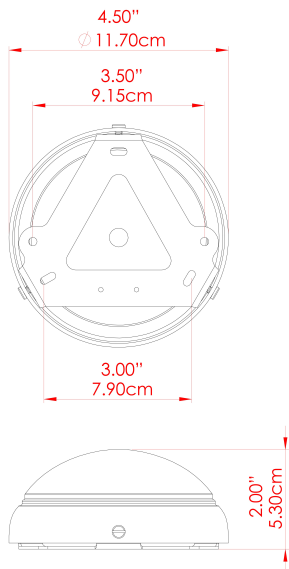
CLASS PROTECTION Class I

SHADE MLCS112

FLEX | BAR | CHAIN LENGTH n/a

CABLE TYPE |

FIXING BRACKET: MLWB11 | Polished Brass



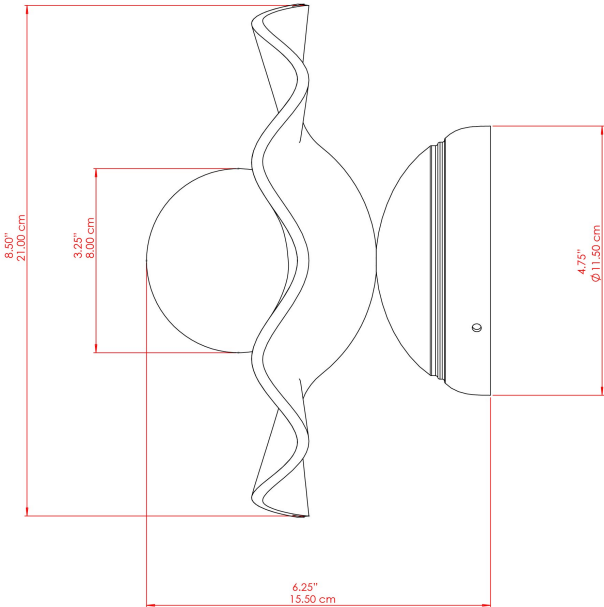
Product Notes:
1) Bulbs not included. 2) Dimensions do not include bulbs. 3) All products are individually made-to-order and therefore may differ slightly within manufacturing tolerances. 4) Cable / chain can be shortened during installation. Longer cable / chain lengths available on request. 5) Additional color finishes may be available on request. 6) Twisted cable is not available for UL wired products. Round cable in black or brown only is supplied instead. 7) Refer to our website for a full list of terms and conditions.





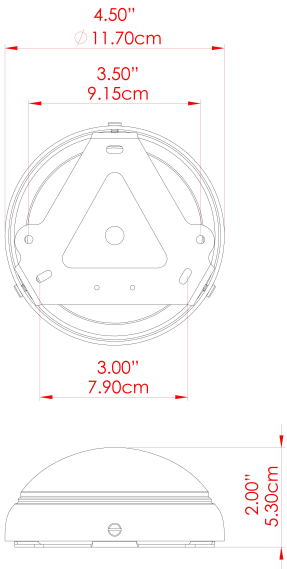
RIVALE Ceramic Wall Light

MLCMWL056SATBRSL Satin Brass



MATERIAL	Brass Ceramic Glass
HEIGHT	n/a
WIDTH DIAMETER	8.25"
LENGTH PROJECTION	6"
WEIGHT	0.7 kg 1.5 lbs
LAMPHOLDER	G9
MAX WATTAGE	6.5W
VOLTAGE	110/120v
ENVIRONMENTAL RATING	Dry Location (IP20)
CLASS PROTECTION	Class I
SHADE	MLCS112
FLEX BAR CHAIN LENGTH	n/a
CABLE TYPE	

FIXING BRACKET: MLWB11 | Satin Brass



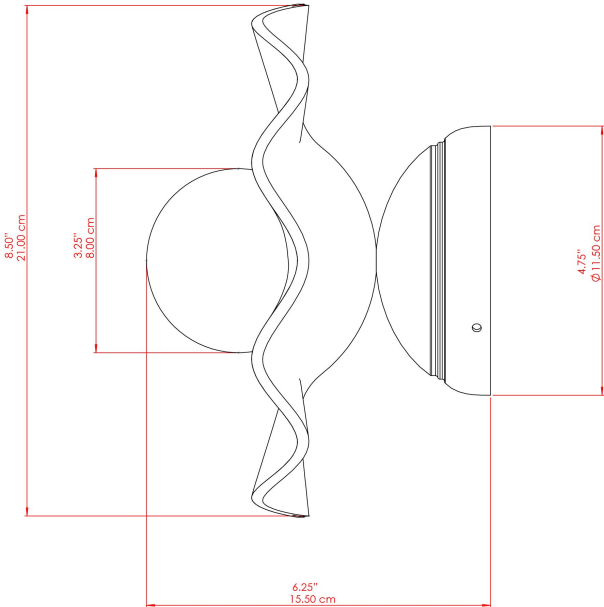
Product Notes:
1) Bulbs not included. 2) Dimensions do not include bulbs. 3) All products are individually made-to-order and therefore may differ slightly within manufacturing tolerances. 4) Cable / chain can be shortened during installation. Longer cable / chain lengths available on request. 5) Additional color finishes may be available on request. 6) Twisted cable is not available for UL wired products. Round cable in black or brown only is supplied instead. 7) Refer to our website for a full list of terms and conditions.





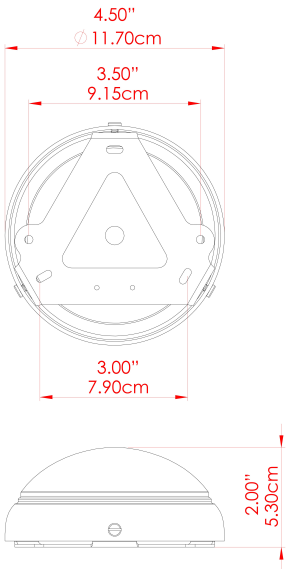
RIVALE Ceramic Wall Light

MLCMWL056SATBRSFR Satin Brass



MATERIAL	Brass Ceramic Glass
HEIGHT	n/a
WIDTH DIAMETER	8.25"
LENGTH PROJECTION	6"
WEIGHT	0.7 kg 1.5 lbs
LAMPHOLDER	G9
MAX WATTAGE	6.5W
VOLTAGE	110/120v
ENVIRONMENTAL RATING	Dry Location (IP20)
CLASS PROTECTION	Class I
SHADE	MLCS112
FLEX BAR CHAIN LENGTH	n/a
CABLE TYPE	

FIXING BRACKET: MLWB11 | Satin Brass



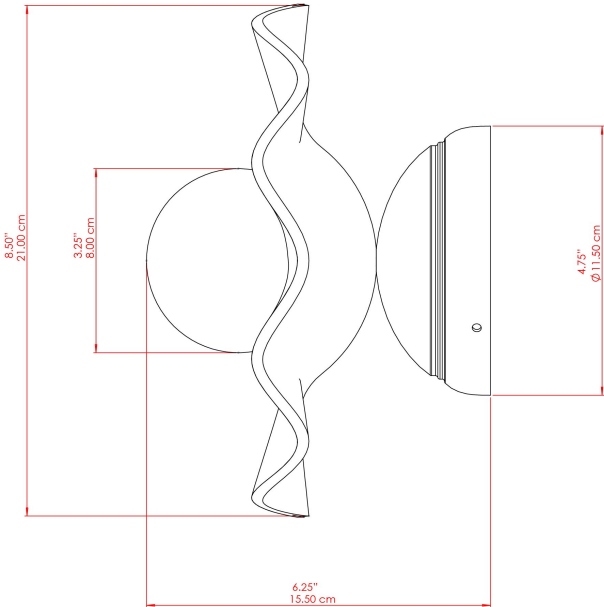
Product Notes:
1) Bulbs not included. 2) Dimensions do not include bulbs. 3) All products are individually made-to-order and therefore may differ slightly within manufacturing tolerances. 4) Cable / chain can be shortened during installation. Longer cable / chain lengths available on request. 5) Additional color finishes may be available on request. 6) Twisted cable is not available for UL wired products. Round cable in black or brown only is supplied instead. 7) Refer to our website for a full list of terms and conditions.





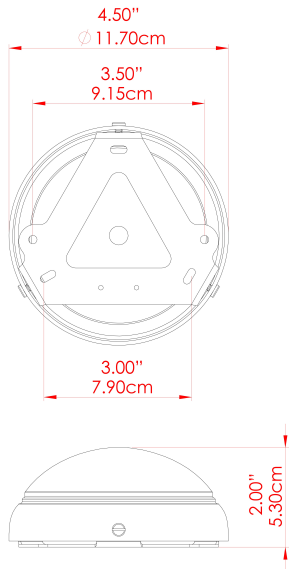
RIVALE Ceramic Wall Light

MLCMWL056SATBRSOP Satin Brass



MATERIAL	Brass Ceramic Glass
HEIGHT	n/a
WIDTH DIAMETER	8.25"
LENGTH PROJECTION	6"
WEIGHT	0.7 kg 1.5 lbs
LAMPHOLDER	G9
MAX WATTAGE	6.5W
VOLTAGE	110/120v
ENVIRONMENTAL RATING	Dry Location (IP20)
CLASS PROTECTION	Class I
SHADE	MLCS112
FLEX BAR CHAIN LENGTH	n/a
CABLE TYPE	

FIXING BRACKET: MLWB11 | Satin Brass



Product Notes:
1) Bulbs not included. 2) Dimensions do not include bulbs. 3) All products are individually made-to-order and therefore may differ slightly within manufacturing tolerances. 4) Cable / chain can be shortened during installation. Longer cable / chain lengths available on request. 5) Additional color finishes may be available on request. 6) Twisted cable is not available for UL wired products. Round cable in black or brown only is supplied instead. 7) Refer to our website for a full list of terms and conditions.

