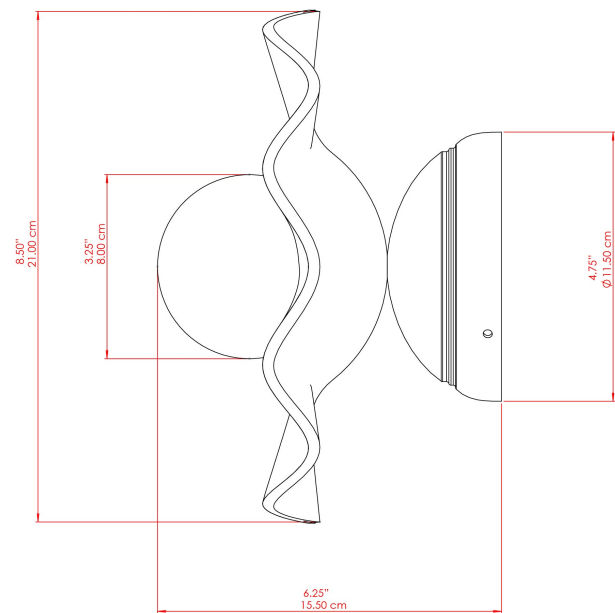




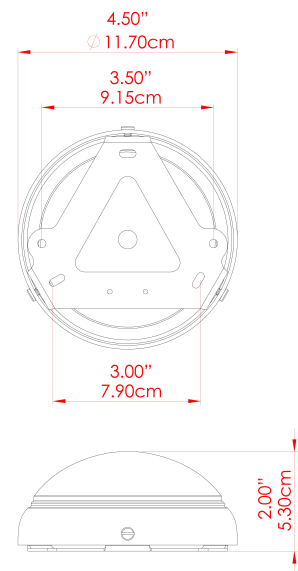
RIVALE Ceramic Wall Light

MLCMWL055ANTBR_SCL Antique Brass



MATERIAL	Brass Ceramic Glass
HEIGHT	n/a
WIDTH DIAMETER	8.25"
LENGTH PROJECTION	6"
WEIGHT	0.7 kg 1.5 lbs
LAMPHOLDER	G9
MAX WATTAGE	6.5W
VOLTAGE	110/120v
ENVIRONMENTAL RATING	Dry Location (IP20)
CLASS PROTECTION	Class I
SHADE	MLCS111
FLEX BAR CHAIN LENGTH	n/a
CABLE TYPE	

FIXING BRACKET: MLWB11 | Antique Brass



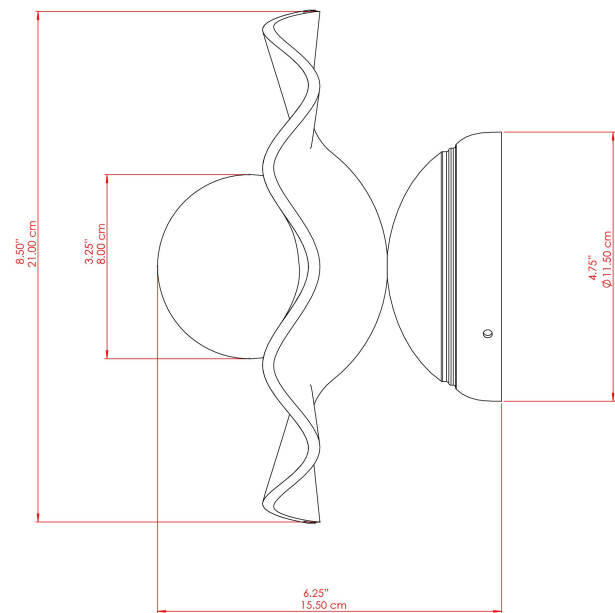
Product Notes:
1) Bulbs not included. 2) Dimensions do not include bulbs. 3) All products are individually made-to-order and therefore may differ slightly within manufacturing tolerances. 4) Cable / chain can be shortened during installation. Longer cable / chain lengths available on request. 5) Additional color finishes may be available on request. 6) Twisted cable is not available for UL wired products. Round cable in black or brown only is supplied instead. 7) Refer to our website for a full list of terms and conditions.





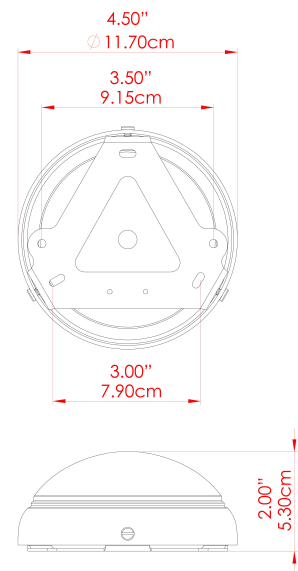
RIVALE Ceramic Wall Light

MLCMWL055ANTBRSFR Antique Brass



MATERIAL	Brass Ceramic Glass
HEIGHT	n/a
WIDTH DIAMETER	8.25"
LENGTH PROJECTION	6"
WEIGHT	0.7 kg 1.5 lbs
LAMPHOLDER	G9
MAX WATTAGE	6.5W
VOLTAGE	110/120v
ENVIRONMENTAL RATING	Dry Location (IP20)
CLASS PROTECTION	Class I
SHADE	MLCS111
FLEX BAR CHAIN LENGTH	n/a
CABLE TYPE	

FIXING BRACKET: MLWB11 | Antique Brass



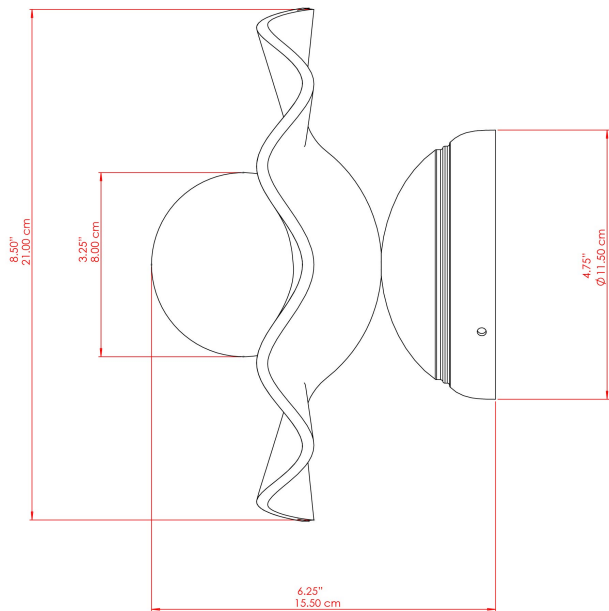
Product Notes:
1) Bulbs not included. 2) Dimensions do not include bulbs. 3) All products are individually made-to-order and therefore may differ slightly within manufacturing tolerances. 4) Cable / chain can be shortened during installation. Longer cable / chain lengths available on request. 5) Additional color finishes may be available on request. 6) Twisted cable is not available for UL wired products. Round cable in black or brown only is supplied instead. 7) Refer to our website for a full list of terms and conditions.





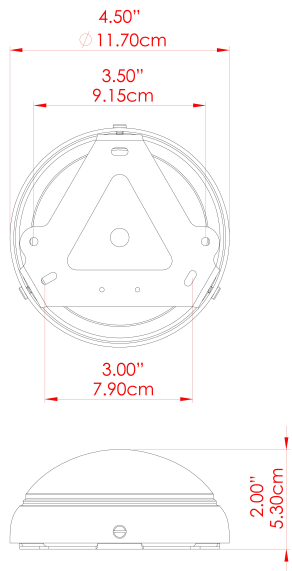
RIVALE Ceramic Wall Light

MLCMWL055ANTBRSOP Antique Brass



MATERIAL	Brass Ceramic Glass
HEIGHT	n/a
WIDTH DIAMETER	8.25"
LENGTH PROJECTION	6"
WEIGHT	0.7 kg 1.5 lbs
LAMPHOLDER	G9
MAX WATTAGE	6.5W
VOLTAGE	110/120v
ENVIRONMENTAL RATING	Dry Location (IP20)
CLASS PROTECTION	Class I
SHADE	MLCS111
FLEX BAR CHAIN LENGTH	n/a
CABLE TYPE	

FIXING BRACKET: MLWB11 | Antique Brass



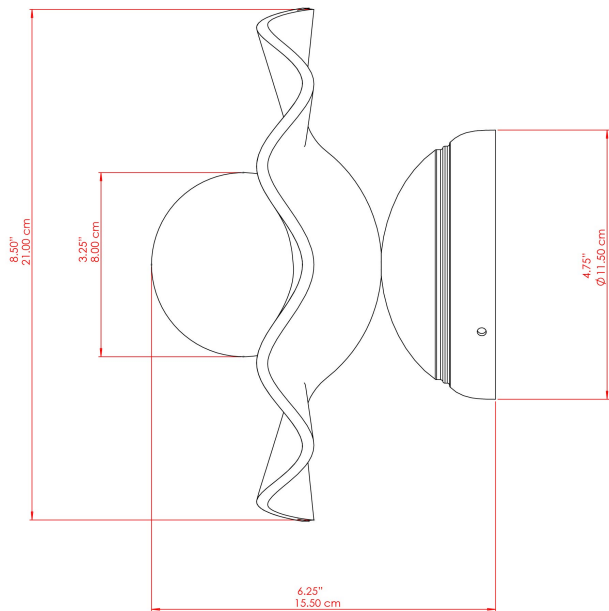
Product Notes:
1) Bulbs not included. 2) Dimensions do not include bulbs. 3) All products are individually made-to-order and therefore may differ slightly within manufacturing tolerances. 4) Cable / chain can be shortened during installation. Longer cable / chain lengths available on request. 5) Additional color finishes may be available on request. 6) Twisted cable is not available for UL wired products. Round cable in black or brown only is supplied instead. 7) Refer to our website for a full list of terms and conditions.





RIVALE Ceramic Wall Light

MLCMWL055ANTSLVCL Antique Silver



MATERIAL	Brass Ceramic Glass
HEIGHT	n/a
WIDTH DIAMETER	8.25"
LENGTH PROJECTION	6"
WEIGHT	0.7 kg 1.5 lbs
LAMPHOLDER	G9
MAX WATTAGE	6.5W
VOLTAGE	110/120v
ENVIRONMENTAL RATING	Dry Location (IP20)
CLASS PROTECTION	Class I
SHADE	MLCS111
FLEX BAR CHAIN LENGTH	n/a
CABLE TYPE	

FIXING BRACKET: MLWB11 | Antique Silver



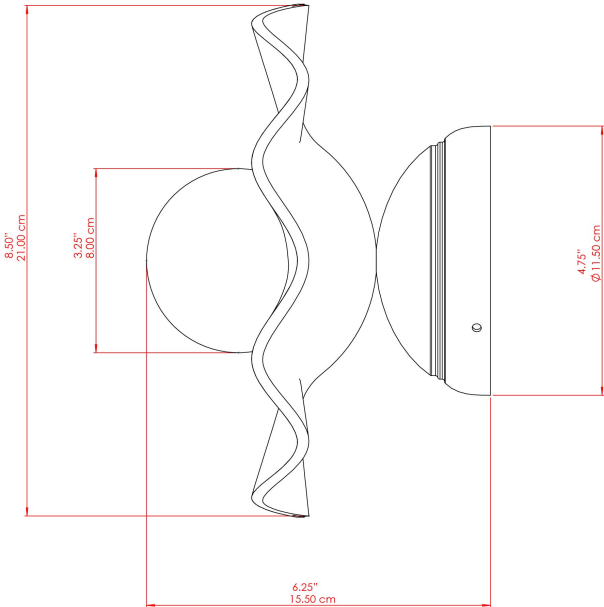
Product Notes:
1) Bulbs not included. 2) Dimensions do not include bulbs. 3) All products are individually made-to-order and therefore may differ slightly within manufacturing tolerances. 4) Cable / chain can be shortened during installation. Longer cable / chain lengths available on request. 5) Additional color finishes may be available on request. 6) Twisted cable is not available for UL wired products. Round cable in black or brown only is supplied instead. 7) Refer to our website for a full list of terms and conditions.





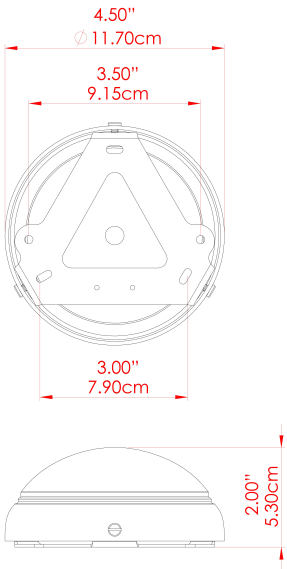
RIVALE Ceramic Wall Light

MLCMWL055ANTSLVFR Antique Silver



MATERIAL	Brass Ceramic Glass
HEIGHT	n/a
WIDTH DIAMETER	8.25"
LENGTH PROJECTION	6"
WEIGHT	0.7 kg 1.5 lbs
LAMPHOLDER	G9
MAX WATTAGE	6.5W
VOLTAGE	110/120v
ENVIRONMENTAL RATING	Dry Location (IP20)
CLASS PROTECTION	Class I
SHADE	MLCS111
FLEX BAR CHAIN LENGTH	n/a
CABLE TYPE	

FIXING BRACKET: MLWB11 | Antique Silver



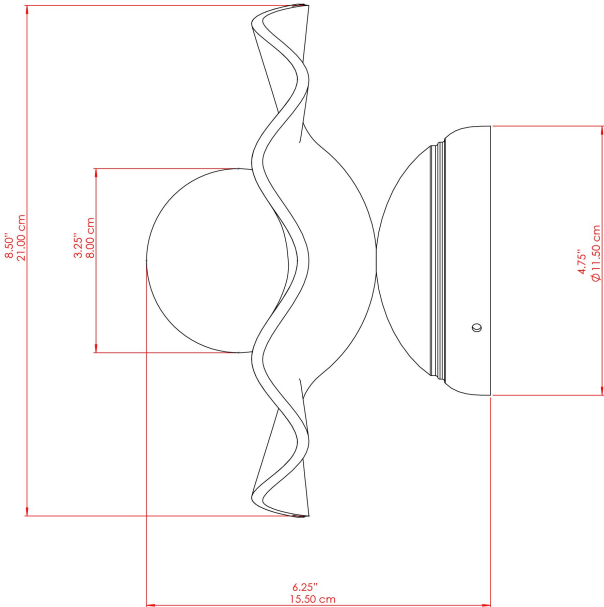
Product Notes:
1) Bulbs not included. 2) Dimensions do not include bulbs. 3) All products are individually made-to-order and therefore may differ slightly within manufacturing tolerances. 4) Cable / chain can be shortened during installation. Longer cable / chain lengths available on request. 5) Additional color finishes may be available on request. 6) Twisted cable is not available for UL wired products. Round cable in black or brown only is supplied instead. 7) Refer to our website for a full list of terms and conditions.





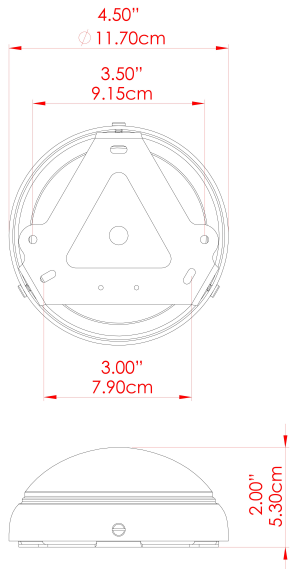
RIVALE Ceramic Wall Light

MLCMWL055ANTSLVOP Antique Silver



MATERIAL	Brass Ceramic Glass
HEIGHT	n/a
WIDTH DIAMETER	8.25"
LENGTH PROJECTION	6"
WEIGHT	0.7 kg 1.5 lbs
LAMPHOLDER	G9
MAX WATTAGE	6.5W
VOLTAGE	110/120v
ENVIRONMENTAL RATING	Dry Location (IP20)
CLASS PROTECTION	Class I
SHADE	MLCS111
FLEX BAR CHAIN LENGTH	n/a
CABLE TYPE	

FIXING BRACKET: MLWB11 | Antique Silver



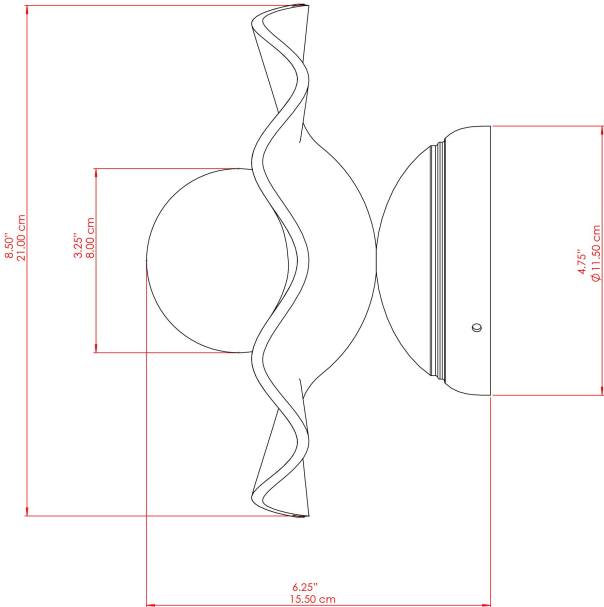
Product Notes:
1) Bulbs not included. 2) Dimensions do not include bulbs. 3) All products are individually made-to-order and therefore may differ slightly within manufacturing tolerances. 4) Cable / chain can be shortened during installation. Longer cable / chain lengths available on request. 5) Additional color finishes may be available on request. 6) Twisted cable is not available for UL wired products. Round cable in black or brown only is supplied instead. 7) Refer to our website for a full list of terms and conditions.





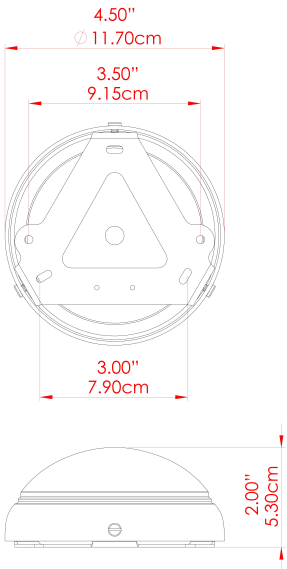
RIVALE Ceramic Wall Light

MLCMWL055PCMBKCL Matt Black



MATERIAL	Brass Ceramic Glass
HEIGHT	n/a
WIDTH DIAMETER	8.25"
LENGTH PROJECTION	6"
WEIGHT	0.7 kg 1.5 lbs
LAMPHOLDER	G9
MAX WATTAGE	6.5W
VOLTAGE	110/120v
ENVIRONMENTAL RATING	Dry Location (IP20)
CLASS PROTECTION	Class I
SHADE	MLCS111
FLEX BAR CHAIN LENGTH	n/a
CABLE TYPE	

FIXING BRACKET: MLWB11 | Matt Black



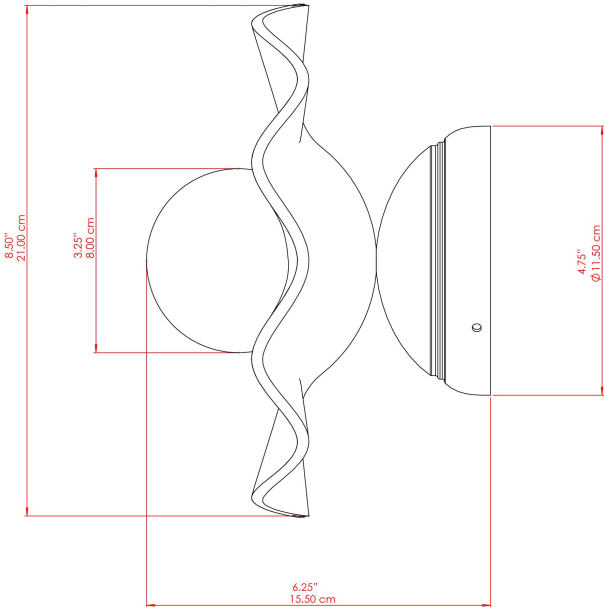
Product Notes:
1) Bulbs not included. 2) Dimensions do not include bulbs. 3) All products are individually made-to-order and therefore may differ slightly within manufacturing tolerances. 4) Cable / chain can be shortened during installation. Longer cable / chain lengths available on request. 5) Additional color finishes may be available on request. 6) Twisted cable is not available for UL wired products. Round cable in black or brown only is supplied instead. 7) Refer to our website for a full list of terms and conditions.





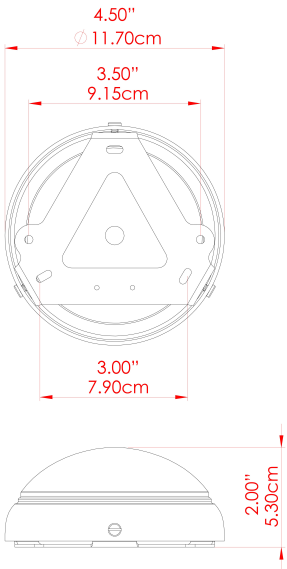
RIVALE Ceramic Wall Light

MLCMWL055PCMBKFR Matt Black



MATERIAL	Brass Ceramic Glass
HEIGHT	n/a
WIDTH DIAMETER	8.25"
LENGTH PROJECTION	6"
WEIGHT	0.7 kg 1.5 lbs
LAMPHOLDER	G9
MAX WATTAGE	6.5W
VOLTAGE	110/120v
ENVIRONMENTAL RATING	Dry Location (IP20)
CLASS PROTECTION	Class I
SHADE	MLCS111
FLEX BAR CHAIN LENGTH	n/a
CABLE TYPE	

FIXING BRACKET: MLWB11 | Matt Black



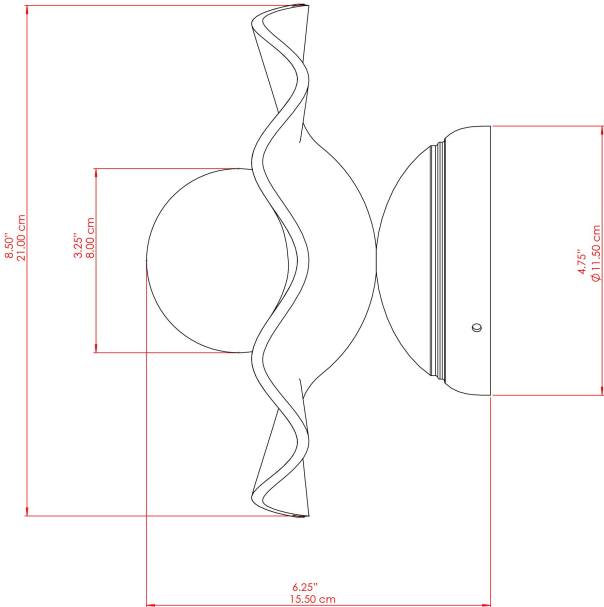
Product Notes:
1) Bulbs not included. 2) Dimensions do not include bulbs. 3) All products are individually made-to-order and therefore may differ slightly within manufacturing tolerances. 4) Cable / chain can be shortened during installation. Longer cable / chain lengths available on request. 5) Additional color finishes may be available on request. 6) Twisted cable is not available for UL wired products. Round cable in black or brown only is supplied instead. 7) Refer to our website for a full list of terms and conditions.





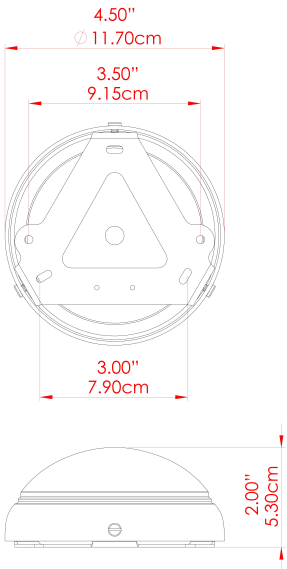
RIVALE Ceramic Wall Light

MLCMWL055PCMBKOP Matt Black



MATERIAL	Brass Ceramic Glass
HEIGHT	n/a
WIDTH DIAMETER	8.25"
LENGTH PROJECTION	6"
WEIGHT	0.7 kg 1.5 lbs
LAMPHOLDER	G9
MAX WATTAGE	6.5W
VOLTAGE	110/120v
ENVIRONMENTAL RATING	Dry Location (IP20)
CLASS PROTECTION	Class I
SHADE	MLCS111
FLEX BAR CHAIN LENGTH	n/a
CABLE TYPE	

FIXING BRACKET: MLWB11 | Matt Black



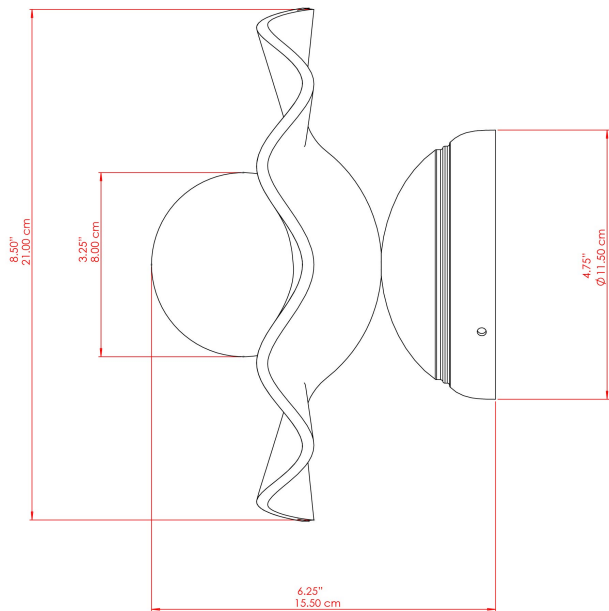
Product Notes:
1) Bulbs not included. 2) Dimensions do not include bulbs. 3) All products are individually made-to-order and therefore may differ slightly within manufacturing tolerances. 4) Cable / chain can be shortened during installation. Longer cable / chain lengths available on request. 5) Additional color finishes may be available on request. 6) Twisted cable is not available for UL wired products. Round cable in black or brown only is supplied instead. 7) Refer to our website for a full list of terms and conditions.





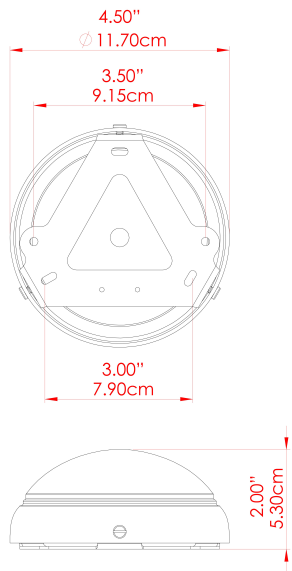
RIVALE Ceramic Wall Light

MLCMWL055POLBRSCS Polished Brass



MATERIAL	Brass Ceramic Glass
HEIGHT	n/a
WIDTH DIAMETER	8.25"
LENGTH PROJECTION	6"
WEIGHT	0.7 kg 1.5 lbs
LAMPHOLDER	G9
MAX WATTAGE	6.5W
VOLTAGE	110/120v
ENVIRONMENTAL RATING	Dry Location (IP20)
CLASS PROTECTION	Class I
SHADE	MLCS111
FLEX BAR CHAIN LENGTH	n/a
CABLE TYPE	

FIXING BRACKET: MLWB11 | Polished Brass



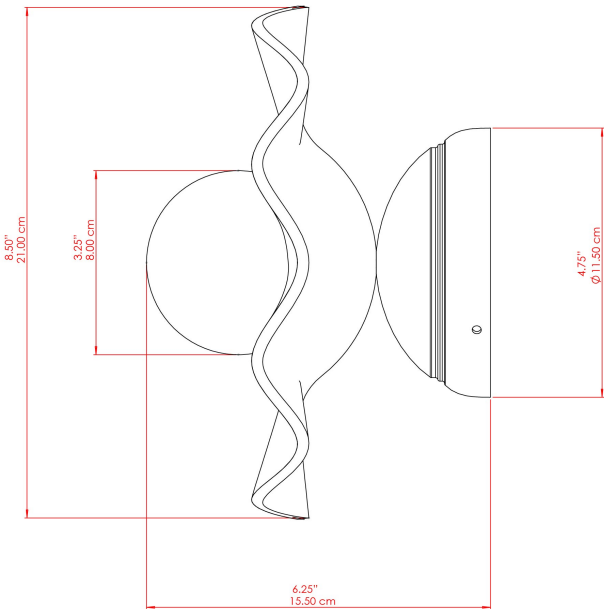
Product Notes:
1) Bulbs not included. 2) Dimensions do not include bulbs. 3) All products are individually made-to-order and therefore may differ slightly within manufacturing tolerances. 4) Cable / chain can be shortened during installation. Longer cable / chain lengths available on request. 5) Additional color finishes may be available on request. 6) Twisted cable is not available for UL wired products. Round cable in black or brown only is supplied instead. 7) Refer to our website for a full list of terms and conditions.





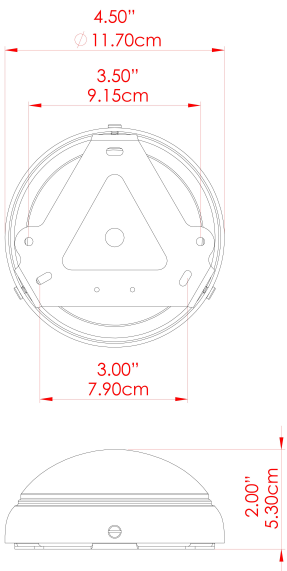
RIVALE Ceramic Wall Light

MLCMWL055POLBRSFR Polished Brass



MATERIAL	Brass Ceramic Glass
HEIGHT	n/a
WIDTH DIAMETER	8.25"
LENGTH PROJECTION	6"
WEIGHT	0.7 kg 1.5 lbs
LAMPHOLDER	G9
MAX WATTAGE	6.5W
VOLTAGE	110/120v
ENVIRONMENTAL RATING	Dry Location (IP20)
CLASS PROTECTION	Class I
SHADE	MLCS111
FLEX BAR CHAIN LENGTH	n/a
CABLE TYPE	

FIXING BRACKET: MLWB11 | Polished Brass



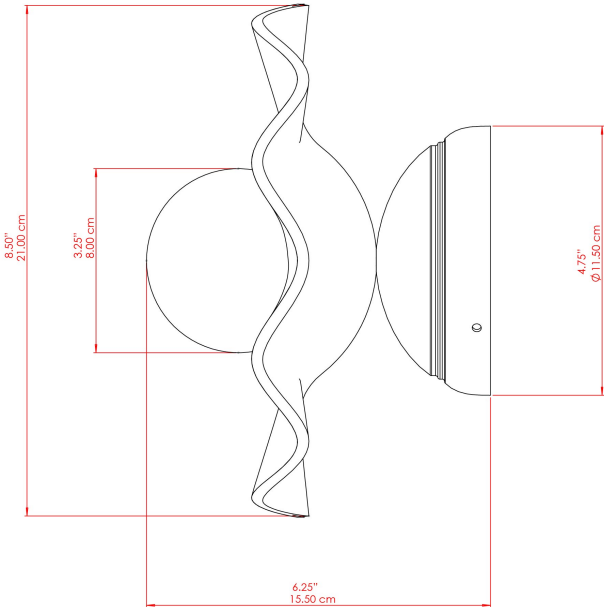
Product Notes:
1) Bulbs not included. 2) Dimensions do not include bulbs. 3) All products are individually made-to-order and therefore may differ slightly within manufacturing tolerances. 4) Cable / chain can be shortened during installation. Longer cable / chain lengths available on request. 5) Additional color finishes may be available on request. 6) Twisted cable is not available for UL wired products. Round cable in black or brown only is supplied instead. 7) Refer to our website for a full list of terms and conditions.





RIVALE Ceramic Wall Light

MLCMWL055POLBRSOP Polished Brass



MATERIAL Brass | Ceramic | Glass

HEIGHT n/a

WIDTH | DIAMETER 8.25"

LENGTH | PROJECTION 6"

WEIGHT 0.7 kg | 1.5 lbs

LAMPHOLDER G9

MAX WATTAGE 6.5W

VOLTAGE 110/120v

ENVIRONMENTAL RATING Dry Location (IP20)

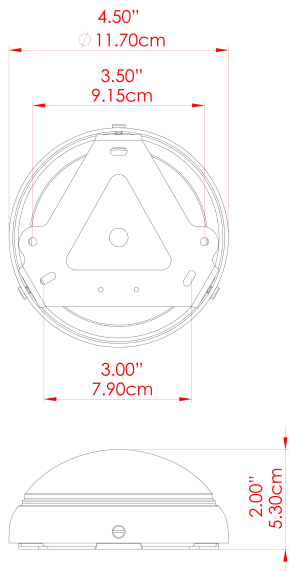
CLASS PROTECTION Class I

SHADE MLCS111

FLEX | BAR | CHAIN LENGTH n/a

CABLE TYPE |

FIXING BRACKET: MLWB11 | Polished Brass



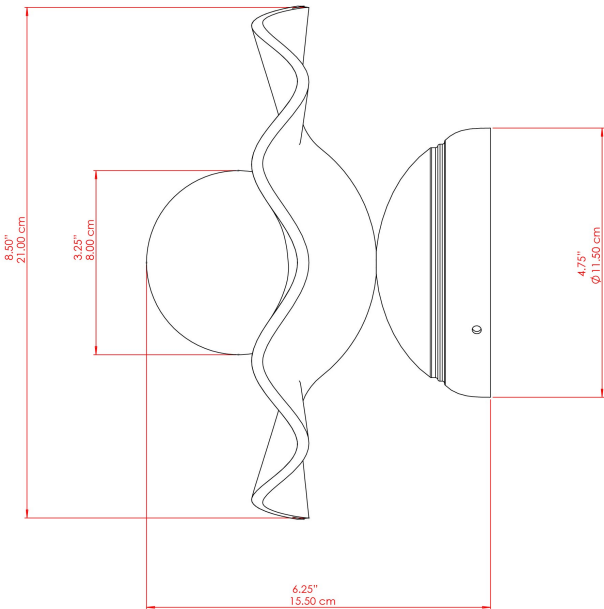
Product Notes:
1) Bulbs not included. 2) Dimensions do not include bulbs. 3) All products are individually made-to-order and therefore may differ slightly within manufacturing tolerances. 4) Cable / chain can be shortened during installation. Longer cable / chain lengths available on request. 5) Additional color finishes may be available on request. 6) Twisted cable is not available for UL wired products. Round cable in black or brown only is supplied instead. 7) Refer to our website for a full list of terms and conditions.





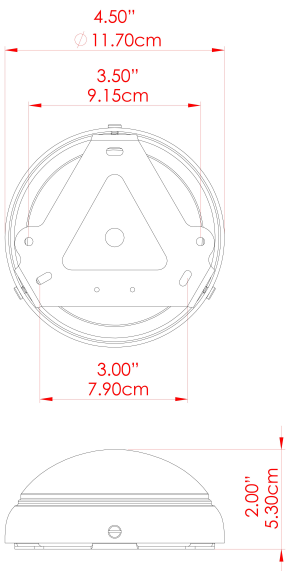
RIVALE Ceramic Wall Light

MLCMWL055SATBRACL Satin Brass



MATERIAL	Brass Ceramic Glass
HEIGHT	n/a
WIDTH DIAMETER	8.25"
LENGTH PROJECTION	6"
WEIGHT	0.7 kg 1.5 lbs
LAMPHOLDER	G9
MAX WATTAGE	6.5W
VOLTAGE	110/120v
ENVIRONMENTAL RATING	Dry Location (IP20)
CLASS PROTECTION	Class I
SHADE	MLCS111
FLEX BAR CHAIN LENGTH	n/a
CABLE TYPE	

FIXING BRACKET: MLWB11 | Satin Brass



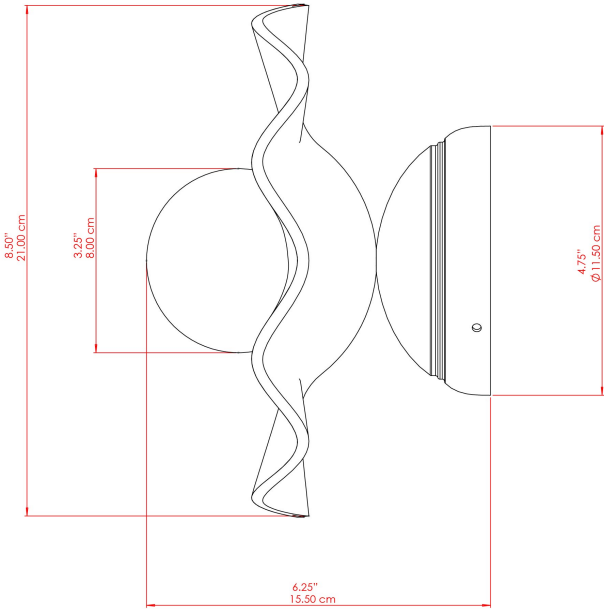
Product Notes:
1) Bulbs not included. 2) Dimensions do not include bulbs. 3) All products are individually made-to-order and therefore may differ slightly within manufacturing tolerances. 4) Cable / chain can be shortened during installation. Longer cable / chain lengths available on request. 5) Additional color finishes may be available on request. 6) Twisted cable is not available for UL wired products. Round cable in black or brown only is supplied instead. 7) Refer to our website for a full list of terms and conditions.





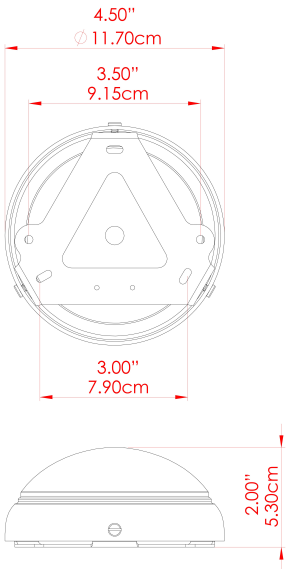
RIVALE Ceramic Wall Light

MLCMWL055SATBRSFR Satin Brass



MATERIAL	Brass Ceramic Glass
HEIGHT	n/a
WIDTH DIAMETER	8.25"
LENGTH PROJECTION	6"
WEIGHT	0.7 kg 1.5 lbs
LAMPHOLDER	G9
MAX WATTAGE	6.5W
VOLTAGE	110/120v
ENVIRONMENTAL RATING	Dry Location (IP20)
CLASS PROTECTION	Class I
SHADE	MLCS111
FLEX BAR CHAIN LENGTH	n/a
CABLE TYPE	

FIXING BRACKET: MLWB11 | Satin Brass



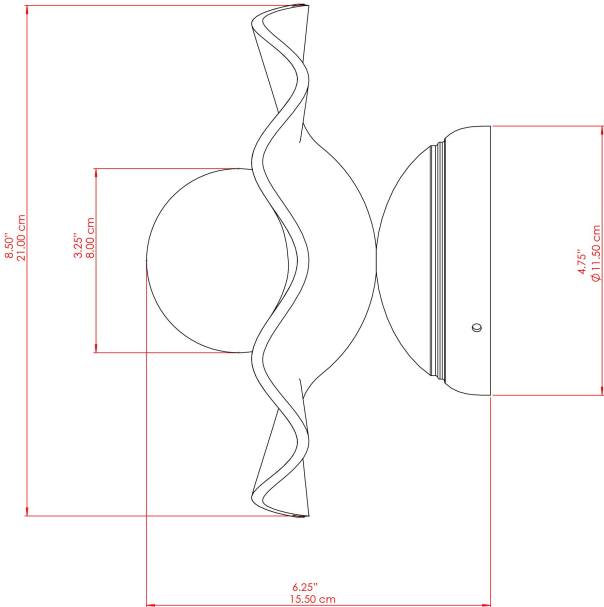
Product Notes:
1) Bulbs not included. 2) Dimensions do not include bulbs. 3) All products are individually made-to-order and therefore may differ slightly within manufacturing tolerances. 4) Cable / chain can be shortened during installation. Longer cable / chain lengths available on request. 5) Additional color finishes may be available on request. 6) Twisted cable is not available for UL wired products. Round cable in black or brown only is supplied instead. 7) Refer to our website for a full list of terms and conditions.





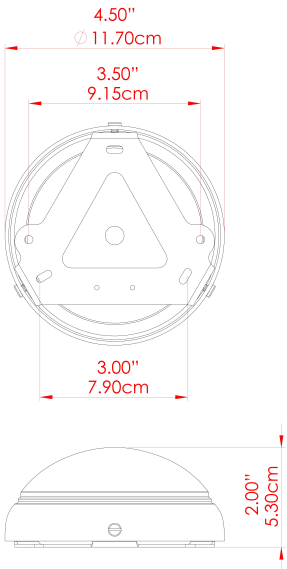
RIVALE Ceramic Wall Light

MLCMWL055SATBRSOP Satin Brass



MATERIAL	Brass Ceramic Glass
HEIGHT	n/a
WIDTH DIAMETER	8.25"
LENGTH PROJECTION	6"
WEIGHT	0.7 kg 1.5 lbs
LAMPHOLDER	G9
MAX WATTAGE	6.5W
VOLTAGE	110/120v
ENVIRONMENTAL RATING	Dry Location (IP20)
CLASS PROTECTION	Class I
SHADE	MLCS111
FLEX BAR CHAIN LENGTH	n/a
CABLE TYPE	

FIXING BRACKET: MLWB11 | Satin Brass



Product Notes:
1) Bulbs not included. 2) Dimensions do not include bulbs. 3) All products are individually made-to-order and therefore may differ slightly within manufacturing tolerances. 4) Cable / chain can be shortened during installation. Longer cable / chain lengths available on request. 5) Additional color finishes may be available on request. 6) Twisted cable is not available for UL wired products. Round cable in black or brown only is supplied instead. 7) Refer to our website for a full list of terms and conditions.

