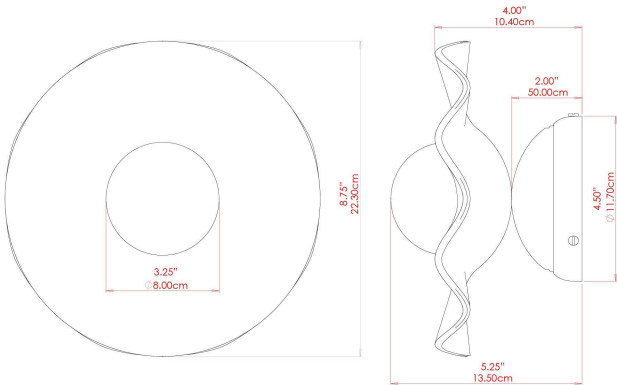




RIVALE Ceramic Wall Light

MLCMWL034ANTBRSOP Antique Brass



MATERIAL	Brass Ceramic Glass
HEIGHT	n/a
WIDTH DIAMETER	8.25"
LENGTH PROJECTION	6"
WEIGHT	0.7 kg 1.5 lbs
LAMPHOLDER	G9
MAX WATTAGE	6.5W
VOLTAGE	110/120v
ENVIRONMENTAL RATING	Dry Location (IP20)
CLASS PROTECTION	Class I
SHADE	GL192 MLCS063
FLEX BAR CHAIN LENGTH	n/a
CABLE TYPE	

FIXING BRACKET: MLWB11



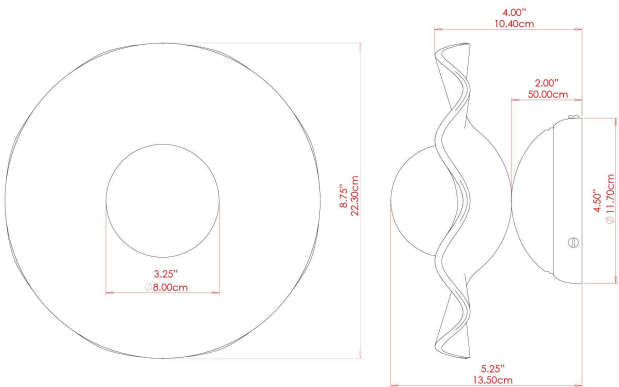
Product Notes:
1) Bulbs not included. 2) Dimensions do not include bulbs. 3) All products are individually made-to-order and therefore may differ slightly within manufacturing tolerances. 4) Cable / chain can be shortened during installation. Longer cable / chain lengths available on request. 5) Additional color finishes may be available on request. 6) Twisted cable is not available for UL wired products. Round cable in black or brown only is supplied instead. 7) Refer to our website for a full list of terms and conditions.





RIVALE Ceramic Wall Light

MLCMWL034ANTSLVOP Antique Silver



MATERIAL	Brass Ceramic Glass
HEIGHT	n/a
WIDTH DIAMETER	8.25"
LENGTH PROJECTION	6"
WEIGHT	0.7 kg 1.5 lbs
LAMPHOLDER	G9
MAX WATTAGE	6.5W
VOLTAGE	110/120v
ENVIRONMENTAL RATING	Dry Location (IP20)
CLASS PROTECTION	Class I
SHADE	GL192 MLCS063
FLEX BAR CHAIN LENGTH	n/a
CABLE TYPE	

FIXING BRACKET: MLWB11



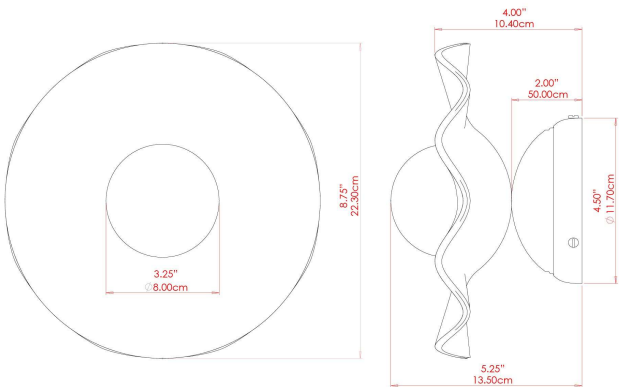
Product Notes:
1) Bulbs not included. 2) Dimensions do not include bulbs. 3) All products are individually made-to-order and therefore may differ slightly within manufacturing tolerances. 4) Cable / chain can be shortened during installation. Longer cable / chain lengths available on request. 5) Additional color finishes may be available on request. 6) Twisted cable is not available for UL wired products. Round cable in black or brown only is supplied instead. 7) Refer to our website for a full list of terms and conditions.





RIVALE Ceramic Wall Light

MLCMWL034PCMBKOP Matt Black



MATERIAL	Brass Ceramic Glass
HEIGHT	n/a
WIDTH DIAMETER	8.25"
LENGTH PROJECTION	6"
WEIGHT	0.7 kg 1.5 lbs
LAMPHOLDER	G9
MAX WATTAGE	6.5W
VOLTAGE	110/120v
ENVIRONMENTAL RATING	Dry Location (IP20)
CLASS PROTECTION	Class I
SHADE	GL192 MLCS063
FLEX BAR CHAIN LENGTH	n/a
CABLE TYPE	

FIXING BRACKET: MLWB11



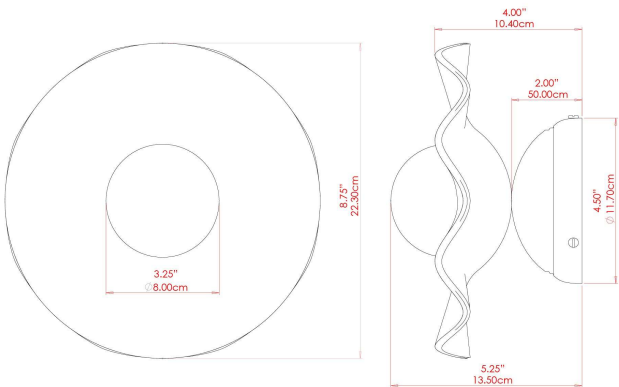
Product Notes:
1) Bulbs not included. 2) Dimensions do not include bulbs. 3) All products are individually made-to-order and therefore may differ slightly within manufacturing tolerances. 4) Cable / chain can be shortened during installation. Longer cable / chain lengths available on request. 5) Additional color finishes may be available on request. 6) Twisted cable is not available for UL wired products. Round cable in black or brown only is supplied instead. 7) Refer to our website for a full list of terms and conditions.





RIVALE Ceramic Wall Light

MLCMWL034POLBRSOP Polished Brass



MATERIAL	Brass Ceramic Glass
HEIGHT	n/a
WIDTH DIAMETER	8.25"
LENGTH PROJECTION	6"
WEIGHT	0.7 kg 1.5 lbs
LAMPHOLDER	G9
MAX WATTAGE	6.5W
VOLTAGE	110/120v
ENVIRONMENTAL RATING	Dry Location (IP20)
CLASS PROTECTION	Class I
SHADE	GL192 MLCS063
FLEX BAR CHAIN LENGTH	n/a
CABLE TYPE	

FIXING BRACKET: MLWB11



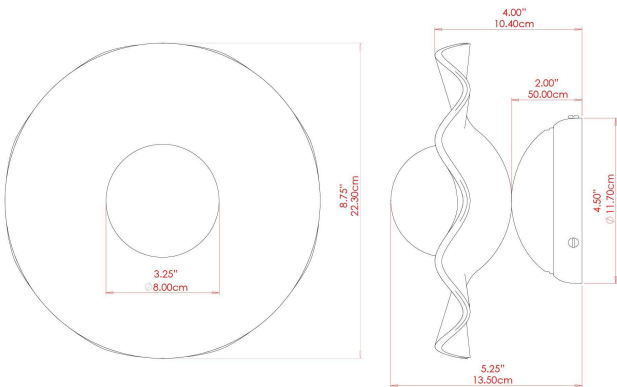
Product Notes:
1) Bulbs not included. 2) Dimensions do not include bulbs. 3) All products are individually made-to-order and therefore may differ slightly within manufacturing tolerances. 4) Cable / chain can be shortened during installation. Longer cable / chain lengths available on request. 5) Additional color finishes may be available on request. 6) Twisted cable is not available for UL wired products. Round cable in black or brown only is supplied instead. 7) Refer to our website for a full list of terms and conditions.





RIVALE Ceramic Wall Light

MLCMWL034SATBRSOP Satin Brass



MATERIAL	Brass Ceramic Glass
HEIGHT	n/a
WIDTH DIAMETER	8.25"
LENGTH PROJECTION	6"
WEIGHT	0.7 kg 1.5 lbs
LAMPHOLDER	G9
MAX WATTAGE	6.5W
VOLTAGE	110/120v
ENVIRONMENTAL RATING	Dry Location (IP20)
CLASS PROTECTION	Class I
SHADE	GL192 MLCS063
FLEX BAR CHAIN LENGTH	n/a
CABLE TYPE	

FIXING BRACKET: MLWB11



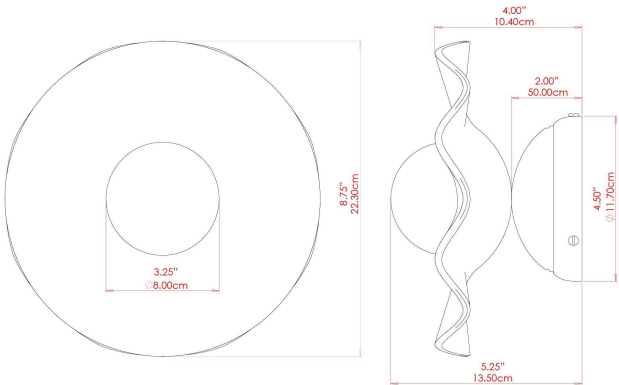
Product Notes:
1) Bulbs not included. 2) Dimensions do not include bulbs. 3) All products are individually made-to-order and therefore may differ slightly within manufacturing tolerances. 4) Cable / chain can be shortened during installation. Longer cable / chain lengths available on request. 5) Additional color finishes may be available on request. 6) Twisted cable is not available for UL wired products. Round cable in black or brown only is supplied instead. 7) Refer to our website for a full list of terms and conditions.





RIVALE Ceramic Wall Light

MLCMWL034ANTBRSCS Antique Brass



MATERIAL	Brass Ceramic Glass
HEIGHT	n/a
WIDTH DIAMETER	8.25"
LENGTH PROJECTION	6"
WEIGHT	0.7 kg 1.5 lbs
LAMPHOLDER	G9
MAX WATTAGE	6.5W
VOLTAGE	110/120v
ENVIRONMENTAL RATING	Dry Location (IP20)
CLASS PROTECTION	Class I
SHADE	GL196 MLCS063
FLEX BAR CHAIN LENGTH	n/a
CABLE TYPE	

FIXING BRACKET: MLWB11



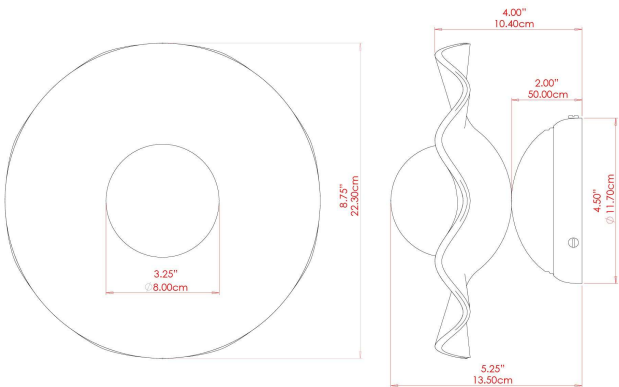
Product Notes:
1) Bulbs not included. 2) Dimensions do not include bulbs. 3) All products are individually made-to-order and therefore may differ slightly within manufacturing tolerances. 4) Cable / chain can be shortened during installation. Longer cable / chain lengths available on request. 5) Additional color finishes may be available on request. 6) Twisted cable is not available for UL wired products. Round cable in black or brown only is supplied instead. 7) Refer to our website for a full list of terms and conditions.





RIVALE Ceramic Wall Light

MLCMWL034ANTBRSFR Antique Brass



MATERIAL	Brass Ceramic Glass
HEIGHT	n/a
WIDTH DIAMETER	8.25"
LENGTH PROJECTION	6"
WEIGHT	0.7 kg 1.5 lbs
LAMPHOLDER	G9
MAX WATTAGE	6.5W
VOLTAGE	110/120v
ENVIRONMENTAL RATING	Dry Location (IP20)
CLASS PROTECTION	Class I
SHADE	GL208 MLCS063
FLEX BAR CHAIN LENGTH	n/a
CABLE TYPE	

FIXING BRACKET: MLWB11



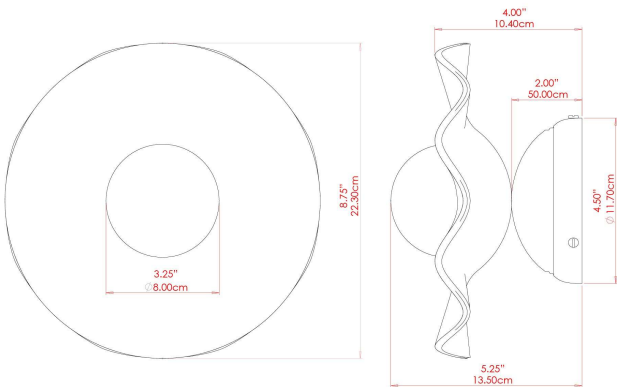
Product Notes:
1) Bulbs not included. 2) Dimensions do not include bulbs. 3) All products are individually made-to-order and therefore may differ slightly within manufacturing tolerances. 4) Cable / chain can be shortened during installation. Longer cable / chain lengths available on request. 5) Additional color finishes may be available on request. 6) Twisted cable is not available for UL wired products. Round cable in black or brown only is supplied instead. 7) Refer to our website for a full list of terms and conditions.





RIVALE Ceramic Wall Light

MLCMWL034ANTSLVCL Antique Silver



MATERIAL	Brass Ceramic Glass
HEIGHT	n/a
WIDTH DIAMETER	8.25"
LENGTH PROJECTION	6"
WEIGHT	0.7 kg 1.5 lbs
LAMPHOLDER	G9
MAX WATTAGE	6.5W
VOLTAGE	110/120v
ENVIRONMENTAL RATING	Dry Location (IP20)
CLASS PROTECTION	Class I
SHADE	GL196 MLCS063
FLEX BAR CHAIN LENGTH	n/a
CABLE TYPE	

FIXING BRACKET: MLWB11



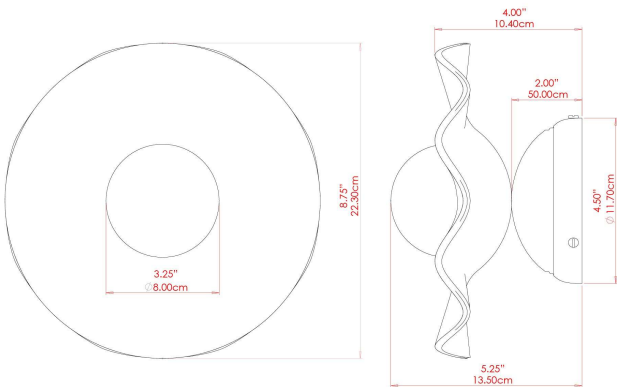
Product Notes:
1) Bulbs not included. 2) Dimensions do not include bulbs. 3) All products are individually made-to-order and therefore may differ slightly within manufacturing tolerances. 4) Cable / chain can be shortened during installation. Longer cable / chain lengths available on request. 5) Additional color finishes may be available on request. 6) Twisted cable is not available for UL wired products. Round cable in black or brown only is supplied instead. 7) Refer to our website for a full list of terms and conditions.





RIVALE Ceramic Wall Light

MLCMWL034ANTSLVFR Antique Silver



MATERIAL	Brass Ceramic Glass
HEIGHT	n/a
WIDTH DIAMETER	8.25"
LENGTH PROJECTION	6"
WEIGHT	0.7 kg 1.5 lbs
LAMPHOLDER	G9
MAX WATTAGE	6.5W
VOLTAGE	110/120v
ENVIRONMENTAL RATING	Dry Location (IP20)
CLASS PROTECTION	Class I
SHADE	GL208 MLCS063
FLEX BAR CHAIN LENGTH	n/a
CABLE TYPE	

FIXING BRACKET: MLWB11



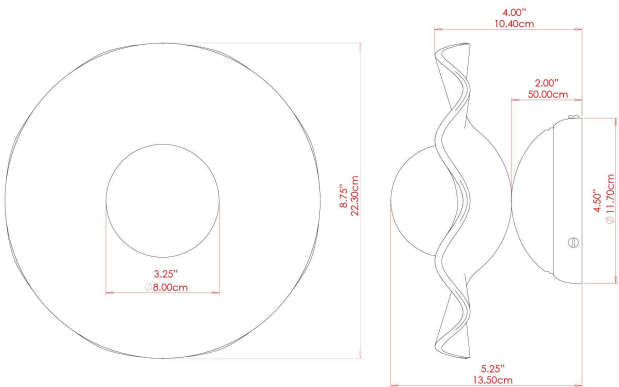
Product Notes:
1) Bulbs not included. 2) Dimensions do not include bulbs. 3) All products are individually made-to-order and therefore may differ slightly within manufacturing tolerances. 4) Cable / chain can be shortened during installation. Longer cable / chain lengths available on request. 5) Additional color finishes may be available on request. 6) Twisted cable is not available for UL wired products. Round cable in black or brown only is supplied instead. 7) Refer to our website for a full list of terms and conditions.





RIVALE Ceramic Wall Light

MLCMWL034PCMBKCL Matt Black



MATERIAL	Brass Ceramic Glass
HEIGHT	n/a
WIDTH DIAMETER	8.25"
LENGTH PROJECTION	6"
WEIGHT	0.7 kg 1.5 lbs
LAMPHOLDER	G9
MAX WATTAGE	6.5W
VOLTAGE	110/120v
ENVIRONMENTAL RATING	Dry Location (IP20)
CLASS PROTECTION	Class I
SHADE	GL196 MLCS063
FLEX BAR CHAIN LENGTH	n/a
CABLE TYPE	

FIXING BRACKET: MLWB11



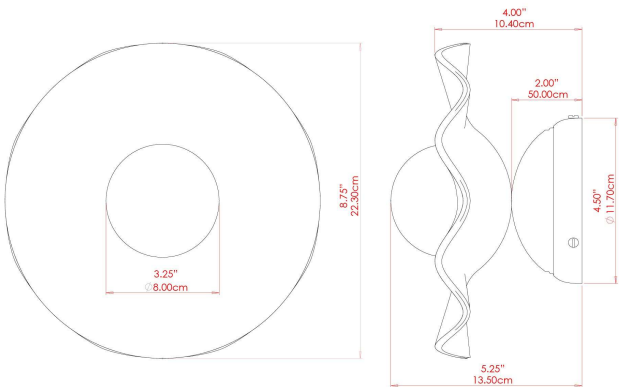
Product Notes:
1) Bulbs not included. 2) Dimensions do not include bulbs. 3) All products are individually made-to-order and therefore may differ slightly within manufacturing tolerances. 4) Cable / chain can be shortened during installation. Longer cable / chain lengths available on request. 5) Additional color finishes may be available on request. 6) Twisted cable is not available for UL wired products. Round cable in black or brown only is supplied instead. 7) Refer to our website for a full list of terms and conditions.





RIVALE Ceramic Wall Light

MLCMWL034PCMBKFR Matt Black



MATERIAL	Brass Ceramic Glass
HEIGHT	n/a
WIDTH DIAMETER	8.25"
LENGTH PROJECTION	6"
WEIGHT	0.7 kg 1.5 lbs
LAMPHOLDER	G9
MAX WATTAGE	6.5W
VOLTAGE	110/120v
ENVIRONMENTAL RATING	Dry Location (IP20)
CLASS PROTECTION	Class I
SHADE	GL208 MLCS063
FLEX BAR CHAIN LENGTH	n/a
CABLE TYPE	

FIXING BRACKET: MLWB11



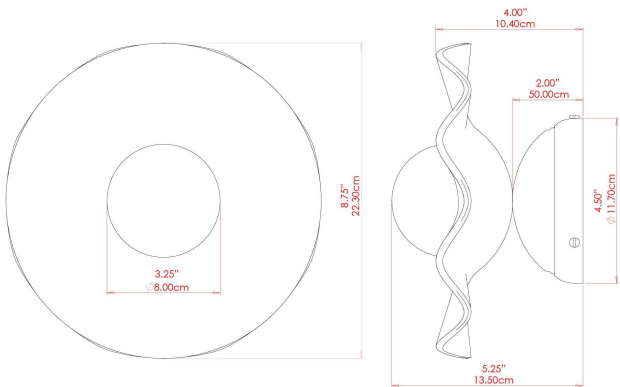
Product Notes:
1) Bulbs not included. 2) Dimensions do not include bulbs. 3) All products are individually made-to-order and therefore may differ slightly within manufacturing tolerances. 4) Cable / chain can be shortened during installation. Longer cable / chain lengths available on request. 5) Additional color finishes may be available on request. 6) Twisted cable is not available for UL wired products. Round cable in black or brown only is supplied instead. 7) Refer to our website for a full list of terms and conditions.





RIVALE Ceramic Wall Light

MLCMWL034POLBRSCS Polished Brass



MATERIAL	Brass Ceramic Glass
HEIGHT	n/a
WIDTH DIAMETER	8.25"
LENGTH PROJECTION	6"
WEIGHT	0.7 kg 1.5 lbs
LAMPHOLDER	G9
MAX WATTAGE	6.5W
VOLTAGE	110/120v
ENVIRONMENTAL RATING	Dry Location (IP20)
CLASS PROTECTION	Class I
SHADE	GL196 MLCS063
FLEX BAR CHAIN LENGTH	n/a
CABLE TYPE	

FIXING BRACKET: MLWB11



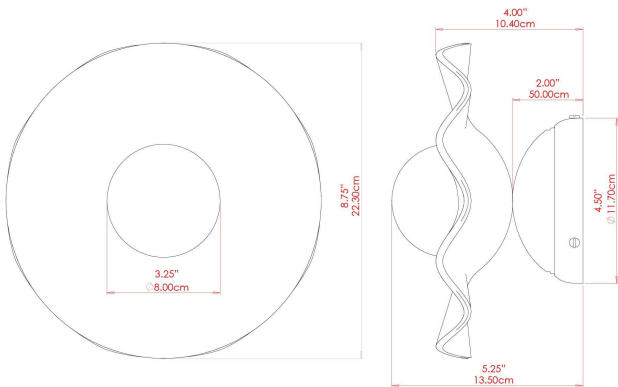
Product Notes:
1) Bulbs not included. 2) Dimensions do not include bulbs. 3) All products are individually made-to-order and therefore may differ slightly within manufacturing tolerances. 4) Cable / chain can be shortened during installation. Longer cable / chain lengths available on request. 5) Additional color finishes may be available on request. 6) Twisted cable is not available for UL wired products. Round cable in black or brown only is supplied instead. 7) Refer to our website for a full list of terms and conditions.





RIVALE Ceramic Wall Light

MLCMWL034POLBRSFR Polished Brass



MATERIAL	Brass Ceramic Glass
HEIGHT	n/a
WIDTH DIAMETER	8.25"
LENGTH PROJECTION	6"
WEIGHT	0.7 kg 1.5 lbs
LAMPHOLDER	G9
MAX WATTAGE	6.5W
VOLTAGE	110/120v
ENVIRONMENTAL RATING	Dry Location (IP20)
CLASS PROTECTION	Class I
SHADE	GL208 MLCS063
FLEX BAR CHAIN LENGTH	n/a
CABLE TYPE	

FIXING BRACKET: MLWB11



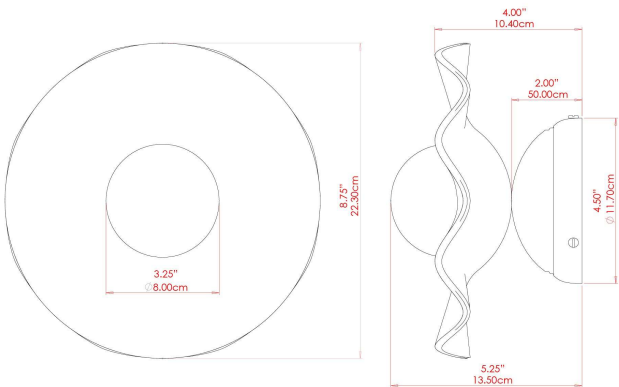
Product Notes:
1) Bulbs not included. 2) Dimensions do not include bulbs. 3) All products are individually made-to-order and therefore may differ slightly within manufacturing tolerances. 4) Cable / chain can be shortened during installation. Longer cable / chain lengths available on request. 5) Additional color finishes may be available on request. 6) Twisted cable is not available for UL wired products. Round cable in black or brown only is supplied instead. 7) Refer to our website for a full list of terms and conditions.





RIVALE Ceramic Wall Light

MLCMWL034SATBRSL Satin Brass



MATERIAL	Brass Ceramic Glass
HEIGHT	n/a
WIDTH DIAMETER	8.25"
LENGTH PROJECTION	6"
WEIGHT	0.7 kg 1.5 lbs
LAMPHOLDER	G9
MAX WATTAGE	6.5W
VOLTAGE	110/120v
ENVIRONMENTAL RATING	Dry Location (IP20)
CLASS PROTECTION	Class I
SHADE	GL196 MLCS063
FLEX BAR CHAIN LENGTH	n/a
CABLE TYPE	

FIXING BRACKET: MLWB11



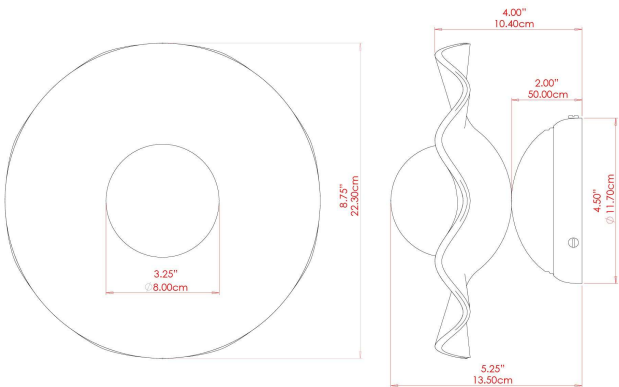
Product Notes:
1) Bulbs not included. 2) Dimensions do not include bulbs. 3) All products are individually made-to-order and therefore may differ slightly within manufacturing tolerances. 4) Cable / chain can be shortened during installation. Longer cable / chain lengths available on request. 5) Additional color finishes may be available on request. 6) Twisted cable is not available for UL wired products. Round cable in black or brown only is supplied instead. 7) Refer to our website for a full list of terms and conditions.





RIVALE Ceramic Wall Light

MLCMWL034SATBRSFR Satin Brass



MATERIAL	Brass Ceramic Glass
HEIGHT	n/a
WIDTH DIAMETER	8.25"
LENGTH PROJECTION	6"
WEIGHT	0.7 kg 1.5 lbs
LAMPHOLDER	G9
MAX WATTAGE	6.5W
VOLTAGE	110/120v
ENVIRONMENTAL RATING	Dry Location (IP20)
CLASS PROTECTION	Class I
SHADE	GL208 MLCS063
FLEX BAR CHAIN LENGTH	n/a
CABLE TYPE	

FIXING BRACKET: MLWB11



Product Notes:
1) Bulbs not included. 2) Dimensions do not include bulbs. 3) All products are individually made-to-order and therefore may differ slightly within manufacturing tolerances. 4) Cable / chain can be shortened during installation. Longer cable / chain lengths available on request. 5) Additional color finishes may be available on request. 6) Twisted cable is not available for UL wired products. Round cable in black or brown only is supplied instead. 7) Refer to our website for a full list of terms and conditions.

