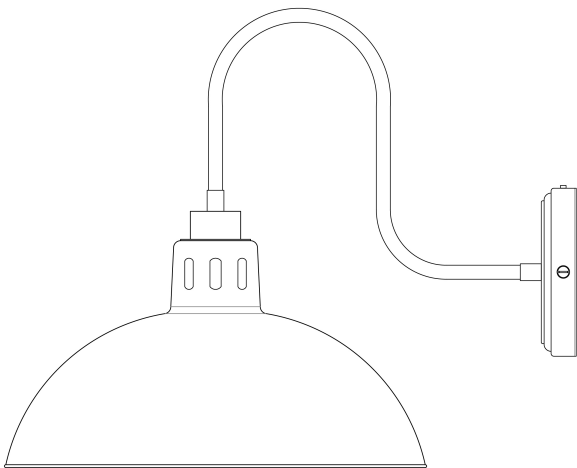




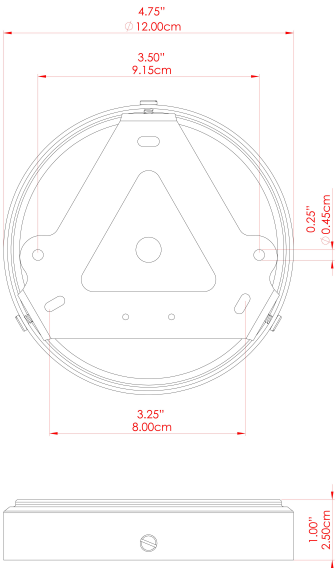
TALISE Bathroom Light

MLBWL051ANTBRSCS Antique Brass



MATERIAL	Brass Glass
HEIGHT	12.75"
WIDTH DIAMETER	11.75"
LENGTH PROJECTION	16.5"
WEIGHT	1.5 kg 3.3 lbs
LAMPHOLDER	E26
MAX WATTAGE	6.5W
VOLTAGE	110/120v
ENVIRONMENTAL RATING	Wet Location (IP65)
CLASS PROTECTION	Class II
SHADE	GLWP01
FLEX BAR CHAIN LENGTH	n/a
CABLE TYPE	

FIXING BRACKET: MLWB17 | Antique Brass



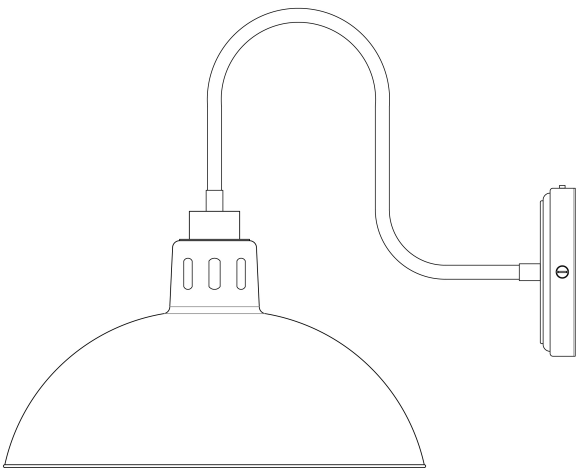
Product Notes:
1) Bulbs not included. 2) Dimensions do not include bulbs. 3) All products are individually made-to-order and therefore may differ slightly within manufacturing tolerances. 4) Cable / chain can be shortened during installation. Longer cable / chain lengths available on request. 5) Additional color finishes may be available on request. 6) Twisted cable is not available for UL wired products. Round cable in black or brown only is supplied instead. 7) Refer to our website for a full list of terms and conditions.





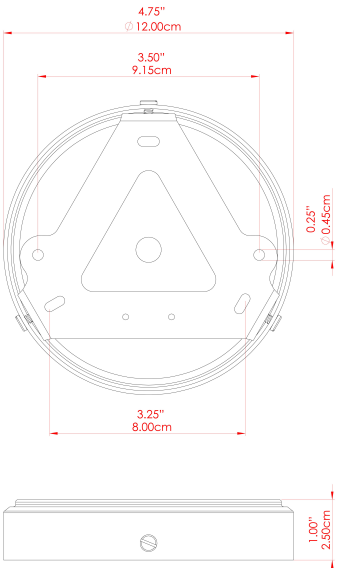
TALISE Bathroom Light

MLBWL051ANTBRSOP Antique Brass



MATERIAL	Brass Glass
HEIGHT	12.75"
WIDTH DIAMETER	11.75"
LENGTH PROJECTION	16.5"
WEIGHT	1.5 kg 3.3 lbs
LAMPHOLDER	E26
MAX WATTAGE	6.5W
VOLTAGE	110/120v
ENVIRONMENTAL RATING	Wet Location (IP65)
CLASS PROTECTION	Class II
SHADE	GLWP02
FLEX BAR CHAIN LENGTH	n/a
CABLE TYPE	

FIXING BRACKET: MLWB17 | Antique Brass



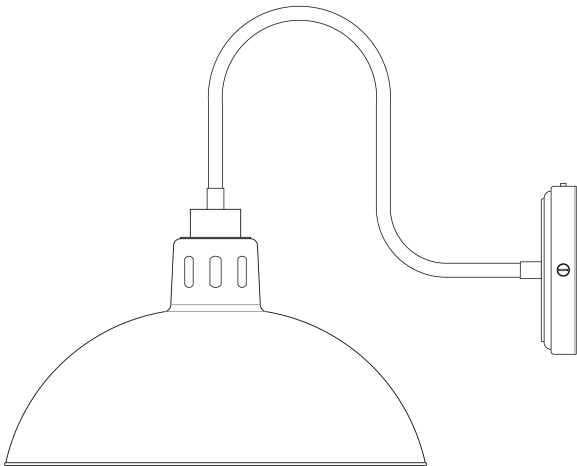
Product Notes:
1) Bulbs not included. 2) Dimensions do not include bulbs. 3) All products are individually made-to-order and therefore may differ slightly within manufacturing tolerances. 4) Cable / chain can be shortened during installation. Longer cable / chain lengths available on request. 5) Additional color finishes may be available on request. 6) Twisted cable is not available for UL wired products. Round cable in black or brown only is supplied instead. 7) Refer to our website for a full list of terms and conditions.





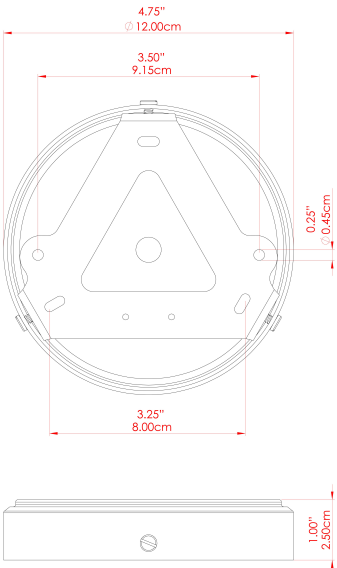
TALISE Bathroom Light

MLBWL051ANTSLVCL Antique Silver 



MATERIAL	Brass Glass
HEIGHT	12.75"
WIDTH DIAMETER	11.75"
LENGTH PROJECTION	16.5"
WEIGHT	1.5 kg 3.3 lbs
LAMPHOLDER	E26
MAX WATTAGE	6.5W
VOLTAGE	110/120v
ENVIRONMENTAL RATING	Wet Location (IP65)
CLASS PROTECTION	Class II
SHADE	GLWP01
FLEX BAR CHAIN LENGTH	n/a
CABLE TYPE	

FIXING BRACKET: MLWB17 | Antique Silver



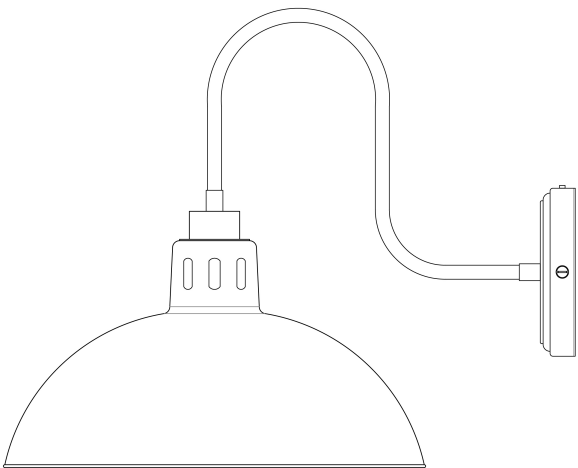
Product Notes:
1) Bulbs not included. 2) Dimensions do not include bulbs. 3) All products are individually made-to-order and therefore may differ slightly within manufacturing tolerances. 4) Cable / chain can be shortened during installation. Longer cable / chain lengths available on request. 5) Additional color finishes may be available on request. 6) Twisted cable is not available for UL wired products. Round cable in black or brown only is supplied instead. 7) Refer to our website for a full list of terms and conditions.





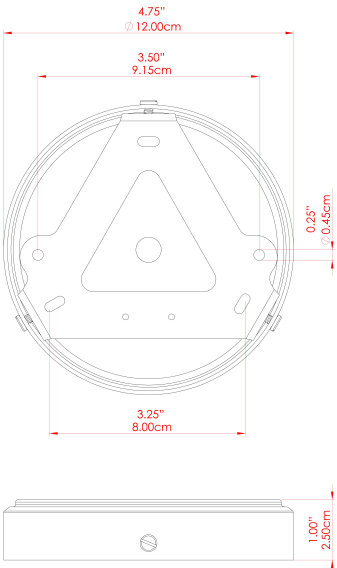
TALISE Bathroom Light

MLBWL051ANTSLVOP Antique Silver



MATERIAL	Brass Glass
HEIGHT	12.75"
WIDTH DIAMETER	11.75"
LENGTH PROJECTION	16.5"
WEIGHT	1.5 kg 3.3 lbs
LAMPHOLDER	E26
MAX WATTAGE	6.5W
VOLTAGE	110/120v
ENVIRONMENTAL RATING	Wet Location (IP65)
CLASS PROTECTION	Class II
SHADE	GLWP02
FLEX BAR CHAIN LENGTH	n/a
CABLE TYPE	

FIXING BRACKET: MLWB17 | Antique Silver



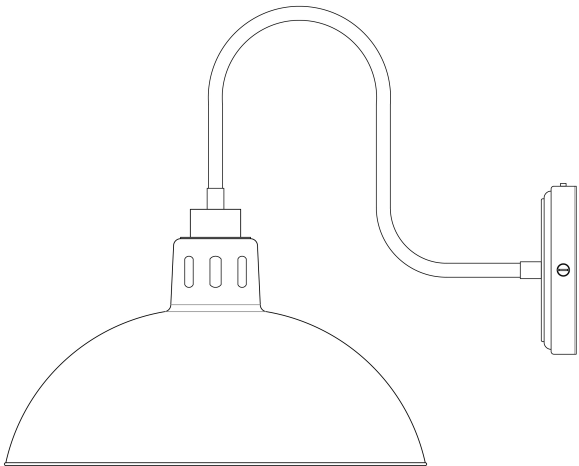
Product Notes:
1) Bulbs not included. 2) Dimensions do not include bulbs. 3) All products are individually made-to-order and therefore may differ slightly within manufacturing tolerances. 4) Cable / chain can be shortened during installation. Longer cable / chain lengths available on request. 5) Additional color finishes may be available on request. 6) Twisted cable is not available for UL wired products. Round cable in black or brown only is supplied instead. 7) Refer to our website for a full list of terms and conditions.





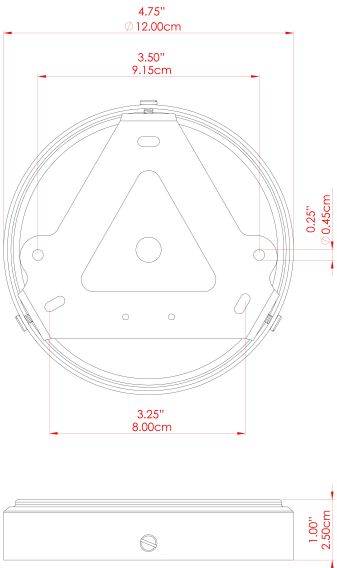
TALISE Bathroom Light

MLBWL051NATBRSL Natural Brass



MATERIAL	Brass Glass
HEIGHT	12.75"
WIDTH DIAMETER	11.75"
LENGTH PROJECTION	16.5"
WEIGHT	1.5 kg 3.3 lbs
LAMPHOLDER	E26
MAX WATTAGE	6.5W
VOLTAGE	110/120v
ENVIRONMENTAL RATING	Wet Location (IP65)
CLASS PROTECTION	Class II
SHADE	GLWP01
FLEX BAR CHAIN LENGTH	n/a
CABLE TYPE	

FIXING BRACKET: MLWB17 | Natural Brass



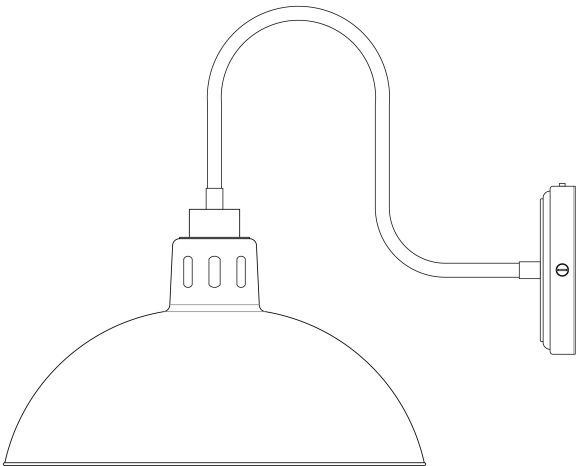
Product Notes:
1) Bulbs not included. 2) Dimensions do not include bulbs. 3) All products are individually made-to-order and therefore may differ slightly within manufacturing tolerances. 4) Cable / chain can be shortened during installation. Longer cable / chain lengths available on request. 5) Additional color finishes may be available on request. 6) Twisted cable is not available for UL wired products. Round cable in black or brown only is supplied instead. 7) Refer to our website for a full list of terms and conditions.





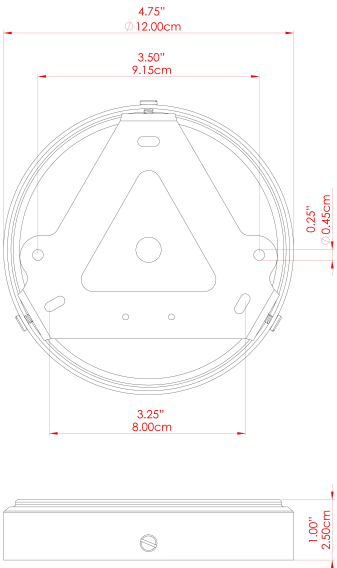
TALISE Bathroom Light

MLBWL051NATBRSOP Natural Brass



MATERIAL	Brass Glass
HEIGHT	12.75"
WIDTH DIAMETER	11.75"
LENGTH PROJECTION	16.5"
WEIGHT	1.5 kg 3.3 lbs
LAMPHOLDER	E26
MAX WATTAGE	6.5W
VOLTAGE	110/120v
ENVIRONMENTAL RATING	Wet Location (IP65)
CLASS PROTECTION	Class II
SHADE	GLWP02
FLEX BAR CHAIN LENGTH	n/a
CABLE TYPE	

FIXING BRACKET: MLWB17 | Natural Brass



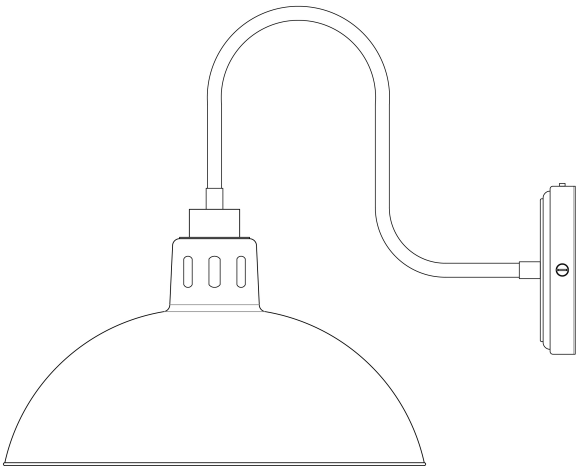
Product Notes:
1) Bulbs not included. 2) Dimensions do not include bulbs. 3) All products are individually made-to-order and therefore may differ slightly within manufacturing tolerances. 4) Cable / chain can be shortened during installation. Longer cable / chain lengths available on request. 5) Additional color finishes may be available on request. 6) Twisted cable is not available for UL wired products. Round cable in black or brown only is supplied instead. 7) Refer to our website for a full list of terms and conditions.





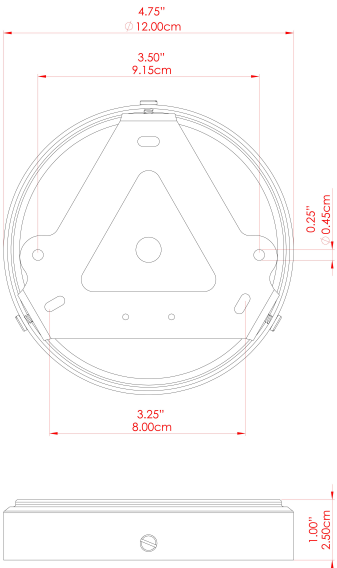
TALISE Bathroom Light

MLBWL051PCMBKCL Matt Black



MATERIAL	Brass Glass
HEIGHT	12.75"
WIDTH DIAMETER	11.75"
LENGTH PROJECTION	16.5"
WEIGHT	1.5 kg 3.3 lbs
LAMPHOLDER	E26
MAX WATTAGE	6.5W
VOLTAGE	110/120v
ENVIRONMENTAL RATING	Wet Location (IP65)
CLASS PROTECTION	Class II
SHADE	GLWP01
FLEX BAR CHAIN LENGTH	n/a
CABLE TYPE	

FIXING BRACKET: MLWB17 | Matt Black



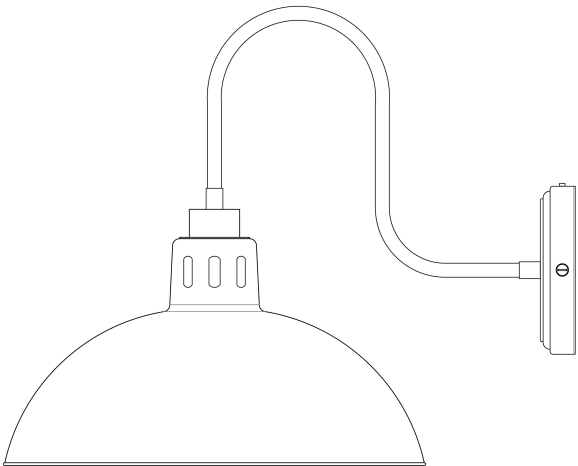
Product Notes:
1) Bulbs not included. 2) Dimensions do not include bulbs. 3) All products are individually made-to-order and therefore may differ slightly within manufacturing tolerances. 4) Cable / chain can be shortened during installation. Longer cable / chain lengths available on request. 5) Additional color finishes may be available on request. 6) Twisted cable is not available for UL wired products. Round cable in black or brown only is supplied instead. 7) Refer to our website for a full list of terms and conditions.





TALISE Bathroom Light

MLBWL051PCMBKOP Matt Black



MATERIAL	Brass Glass
HEIGHT	12.75"
WIDTH DIAMETER	11.75"
LENGTH PROJECTION	16.5"
WEIGHT	1.5 kg 3.3 lbs
LAMPHOLDER	E26
MAX WATTAGE	40W
VOLTAGE	110/120v
ENVIRONMENTAL RATING	Wet Location (IP65)
CLASS PROTECTION	Class II
SHADE	-
FLEX BAR CHAIN LENGTH	n/a
CABLE TYPE	

FIXING BRACKET: -



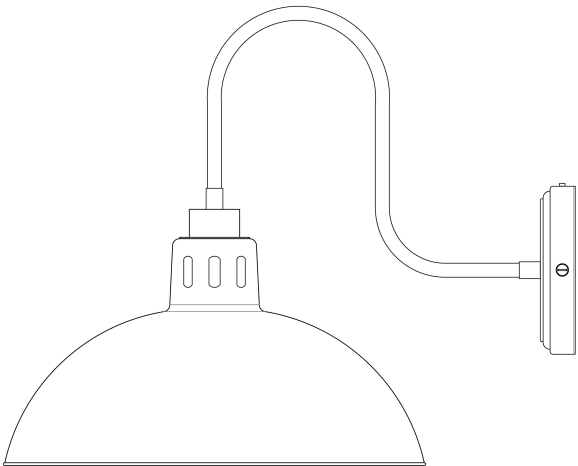
Product Notes:
1) Bulbs not included. 2) Dimensions do not include bulbs. 3) All products are individually made-to-order and therefore may differ slightly within manufacturing tolerances. 4) Cable / chain can be shortened during installation. Longer cable / chain lengths available on request. 5) Additional color finishes may be available on request. 6) Twisted cable is not available for UL wired products. Round cable in black or brown only is supplied instead. 7) Refer to our website for a full list of terms and conditions.





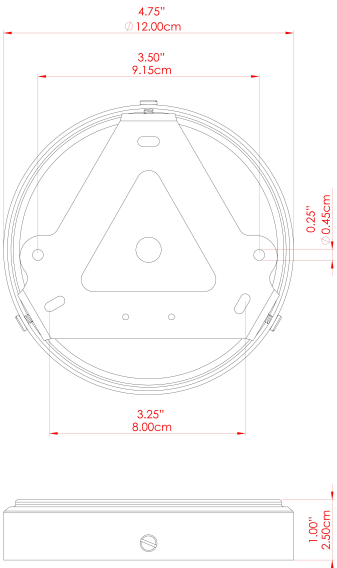
TALISE Bathroom Light

MLBWL051PCWTECL White



MATERIAL	Brass Glass
HEIGHT	12.75"
WIDTH DIAMETER	11.75"
LENGTH PROJECTION	16.5"
WEIGHT	1.5 kg 3.3 lbs
LAMPHOLDER	E26
MAX WATTAGE	6.5W
VOLTAGE	110/120v
ENVIRONMENTAL RATING	Wet Location (IP65)
CLASS PROTECTION	Class II
SHADE	GLWP01
FLEX BAR CHAIN LENGTH	n/a
CABLE TYPE	

FIXING BRACKET: MLWB17 | White



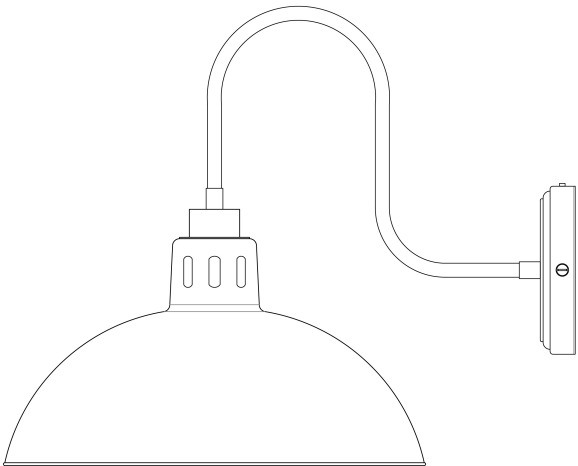
Product Notes:
1) Bulbs not included. 2) Dimensions do not include bulbs. 3) All products are individually made-to-order and therefore may differ slightly within manufacturing tolerances. 4) Cable / chain can be shortened during installation. Longer cable / chain lengths available on request. 5) Additional color finishes may be available on request. 6) Twisted cable is not available for UL wired products. Round cable in black or brown only is supplied instead. 7) Refer to our website for a full list of terms and conditions.





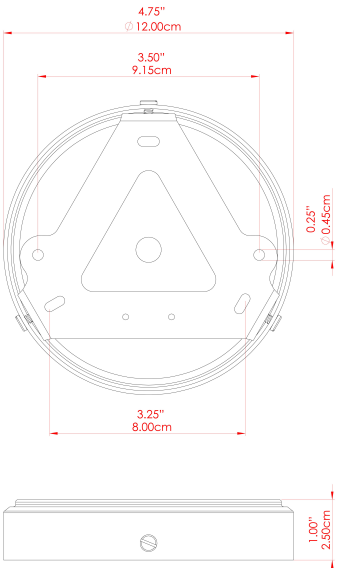
TALISE Bathroom Light

MLBWL051PCWTEOP White



MATERIAL	Brass Glass
HEIGHT	12.75"
WIDTH DIAMETER	11.75"
LENGTH PROJECTION	16.5"
WEIGHT	1.5 kg 3.3 lbs
LAMPHOLDER	E26
MAX WATTAGE	6.5W
VOLTAGE	110/120v
ENVIRONMENTAL RATING	Wet Location (IP65)
CLASS PROTECTION	Class II
SHADE	GLWP02
FLEX BAR CHAIN LENGTH	n/a
CABLE TYPE	

FIXING BRACKET: MLWB17 | White



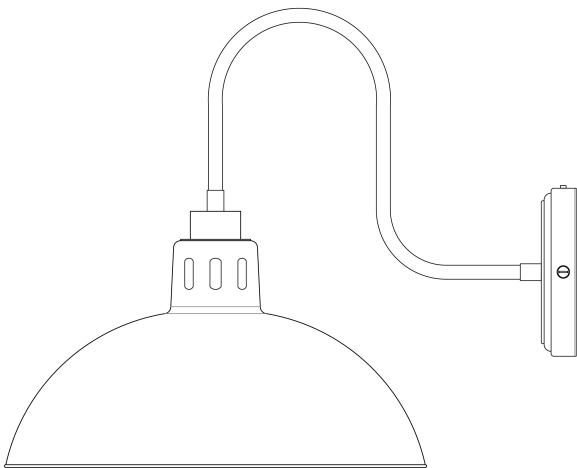
Product Notes:
1) Bulbs not included. 2) Dimensions do not include bulbs. 3) All products are individually made-to-order and therefore may differ slightly within manufacturing tolerances. 4) Cable / chain can be shortened during installation. Longer cable / chain lengths available on request. 5) Additional color finishes may be available on request. 6) Twisted cable is not available for UL wired products. Round cable in black or brown only is supplied instead. 7) Refer to our website for a full list of terms and conditions.





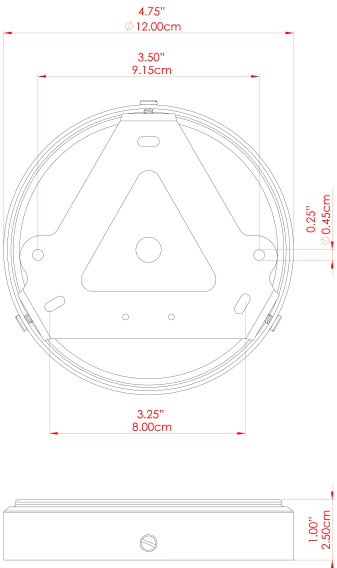
TALISE Bathroom Light

MLBWL051POLBRSCS Polished Brass



MATERIAL	Brass Glass
HEIGHT	12.75"
WIDTH DIAMETER	11.75"
LENGTH PROJECTION	16.5"
WEIGHT	1.5 kg 3.3 lbs
LAMPHOLDER	E26
MAX WATTAGE	6.5W
VOLTAGE	110/120v
ENVIRONMENTAL RATING	Wet Location (IP65)
CLASS PROTECTION	Class II
SHADE	GLWP01
FLEX BAR CHAIN LENGTH	n/a
CABLE TYPE	

FIXING BRACKET: MLWB17 | Polished Brass



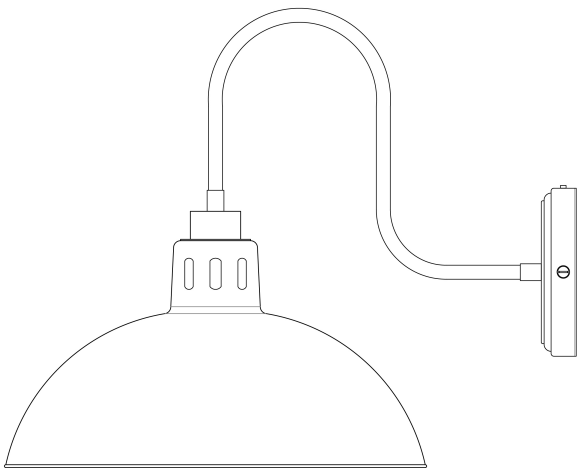
Product Notes:
1) Bulbs not included. 2) Dimensions do not include bulbs. 3) All products are individually made-to-order and therefore may differ slightly within manufacturing tolerances. 4) Cable / chain can be shortened during installation. Longer cable / chain lengths available on request. 5) Additional color finishes may be available on request. 6) Twisted cable is not available for UL wired products. Round cable in black or brown only is supplied instead. 7) Refer to our website for a full list of terms and conditions.





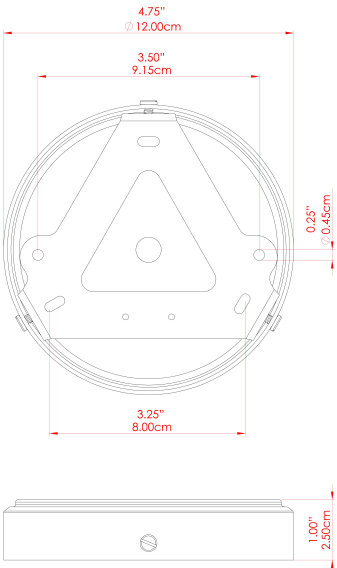
TALISE Bathroom Light

MLBWL051POLBRSOP Polished Brass



MATERIAL	Brass Glass
HEIGHT	12.75"
WIDTH DIAMETER	11.75"
LENGTH PROJECTION	16.5"
WEIGHT	1.5 kg 3.3 lbs
LAMPHOLDER	E26
MAX WATTAGE	6.5W
VOLTAGE	110/120v
ENVIRONMENTAL RATING	Wet Location (IP65)
CLASS PROTECTION	Class II
SHADE	GLWP02
FLEX BAR CHAIN LENGTH	n/a
CABLE TYPE	

FIXING BRACKET: MLWB17 | Polished Brass



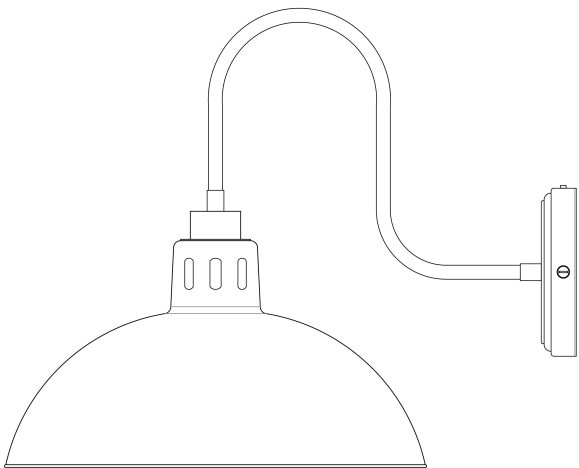
Product Notes:
1) Bulbs not included. 2) Dimensions do not include bulbs. 3) All products are individually made-to-order and therefore may differ slightly within manufacturing tolerances. 4) Cable / chain can be shortened during installation. Longer cable / chain lengths available on request. 5) Additional color finishes may be available on request. 6) Twisted cable is not available for UL wired products. Round cable in black or brown only is supplied instead. 7) Refer to our website for a full list of terms and conditions.





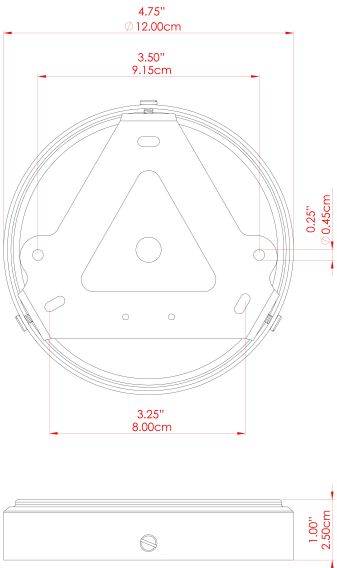
TALISE Bathroom Light

MLBWL051SATBRSL Satin Brass



MATERIAL	Brass Glass
HEIGHT	12.75"
WIDTH DIAMETER	11.75"
LENGTH PROJECTION	16.5"
WEIGHT	1.5 kg 3.3 lbs
LAMPHOLDER	E26
MAX WATTAGE	6.5W
VOLTAGE	110/120v
ENVIRONMENTAL RATING	Wet Location (IP65)
CLASS PROTECTION	Class II
SHADE	GLWP01
FLEX BAR CHAIN LENGTH	n/a
CABLE TYPE	

FIXING BRACKET: MLWB17 | Satin Brass



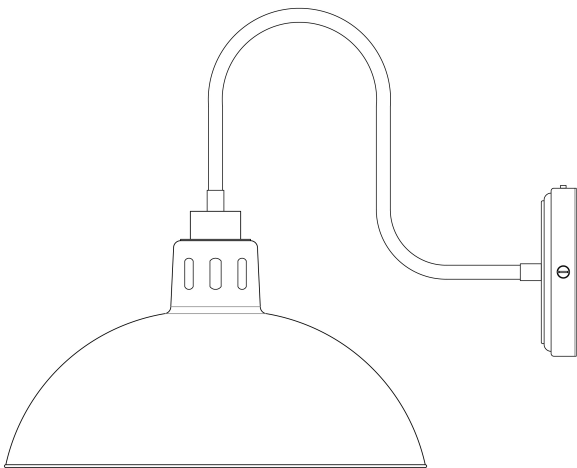
Product Notes:
1) Bulbs not included. 2) Dimensions do not include bulbs. 3) All products are individually made-to-order and therefore may differ slightly within manufacturing tolerances. 4) Cable / chain can be shortened during installation. Longer cable / chain lengths available on request. 5) Additional color finishes may be available on request. 6) Twisted cable is not available for UL wired products. Round cable in black or brown only is supplied instead. 7) Refer to our website for a full list of terms and conditions.





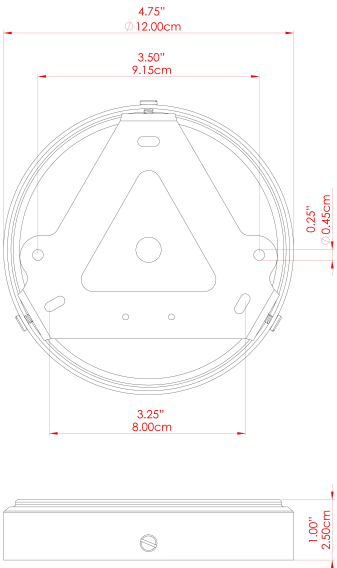
TALISE Bathroom Light

MLBWL051SATBR SOP Satin Brass



MATERIAL	Brass Glass
HEIGHT	12.75"
WIDTH DIAMETER	11.75"
LENGTH PROJECTION	16.5"
WEIGHT	1.5 kg 3.3 lbs
LAMPHOLDER	E26
MAX WATTAGE	6.5W
VOLTAGE	110/120v
ENVIRONMENTAL RATING	Wet Location (IP65)
CLASS PROTECTION	Class II
SHADE	GLWP02
FLEX BAR CHAIN LENGTH	n/a
CABLE TYPE	

FIXING BRACKET: MLWB17 | Satin Brass



Product Notes:
1) Bulbs not included. 2) Dimensions do not include bulbs. 3) All products are individually made-to-order and therefore may differ slightly within manufacturing tolerances. 4) Cable / chain can be shortened during installation. Longer cable / chain lengths available on request. 5) Additional color finishes may be available on request. 6) Twisted cable is not available for UL wired products. Round cable in black or brown only is supplied instead. 7) Refer to our website for a full list of terms and conditions.

