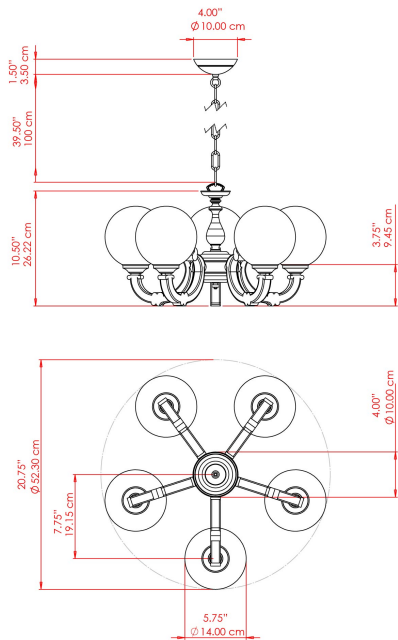


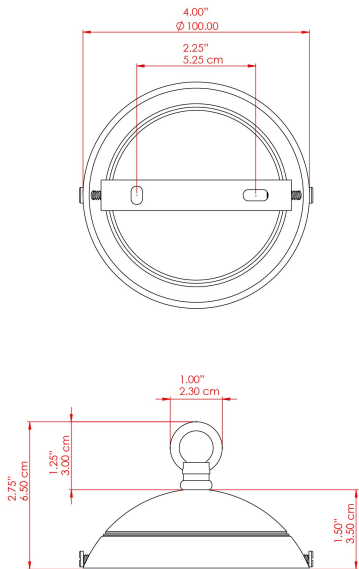
BEN Chandelier

MLF025ANTBRS Antique Brass



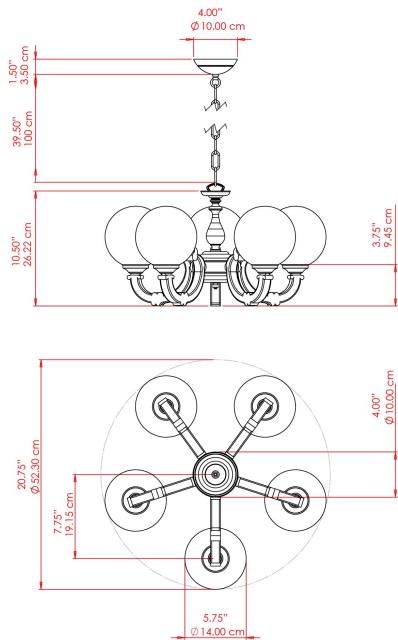
MATERIAL	Brass Glass
HEIGHT	23cm
WIDTH DIAMETER	50cm
LENGTH PROJECTION	n/a
WEIGHT	5.6 kg
LAMPHOLDER	G9
MAX WATTAGE	6.5W
VOLTAGE	220/240v
IP RATING	IP20
CLASS PROTECTION	Class I
SHADE	-
FLEX BAR CHAIN LENGTH	100cm
CABLE TYPE	

FIXING BRACKET: MLROSE15 | Antique Brass



BEN Chandelier

MLF025ANTSLV Antique Silver



MATERIAL Brass|Glass

HEIGHT 23cm

WIDTH | DIAMETER 50cm

LENGTH | PROJECTION n/a

WEIGHT 5.6 kg

LAMPHOLDER G9

MAX WATTAGE 6.5W

VOLTAGE 220/240v

IP RATING IP20

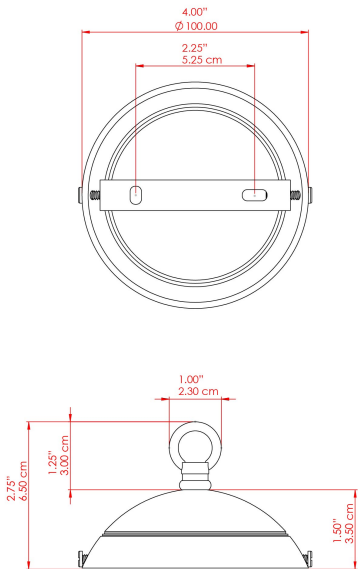
CLASS PROTECTION Class I

SHADE -

FLEX | BAR | CHAIN LENGTH 100cm

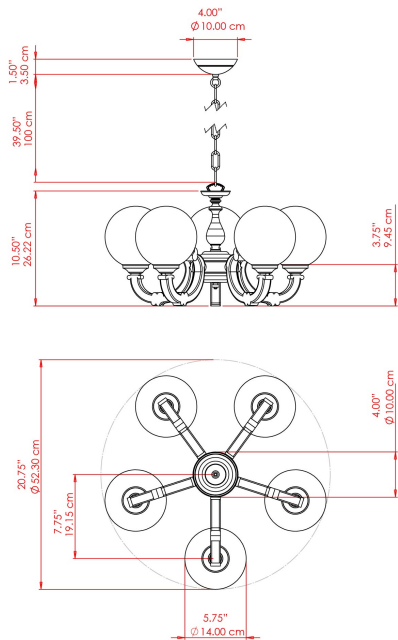
CABLE TYPE |

FIXING BRACKET: MLROSE15 | Antique Silver



BEN Chandelier

MLF025POLBRS Polished Brass



MATERIAL Brass|Glass

HEIGHT 23cm

WIDTH | DIAMETER 50cm

LENGTH | PROJECTION n/a

WEIGHT 5.6 kg

LAMPHOLDER G9

MAX WATTAGE 6.5W

VOLTAGE 220/240v

IP RATING IP20

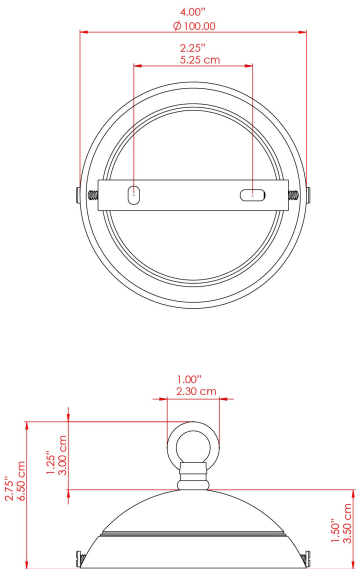
CLASS PROTECTION Class I

SHADE -

FLEX | BAR | CHAIN LENGTH 100cm

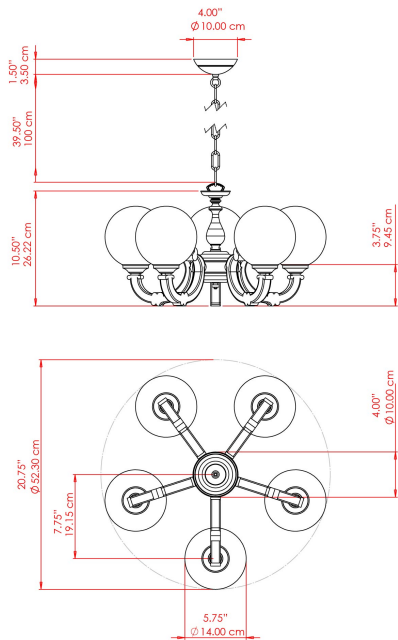
CABLE TYPE |

FIXING BRACKET: MLROSE15 | Polished Brass



BEN Chandelier

MLF025SATBRS Satin Brass



MATERIAL	Brass Glass
HEIGHT	23cm
WIDTH DIAMETER	50cm
LENGTH PROJECTION	n/a
WEIGHT	5.6 kg
LAMPHOLDER	G9
MAX WATTAGE	6.5W
VOLTAGE	220/240v
IP RATING	IP20
CLASS PROTECTION	Class I
SHADE	-
FLEX BAR CHAIN LENGTH	100cm
CABLE TYPE	

FIXING BRACKET: MLROSE15 | Satin Brass

