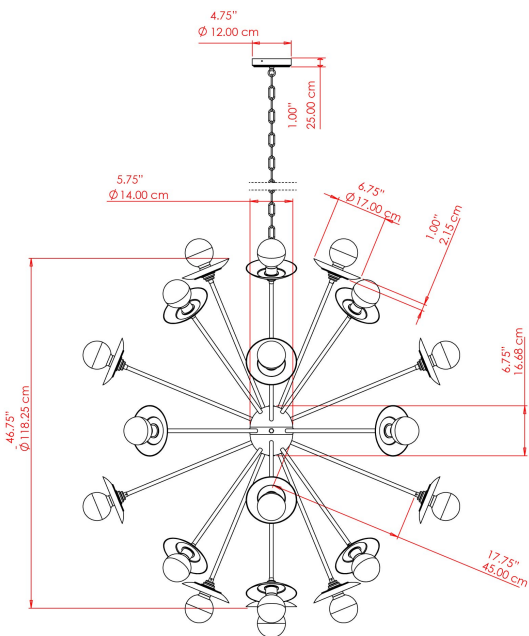


TOKYO Chandelier

MLF186ANTBRS Antique Brass

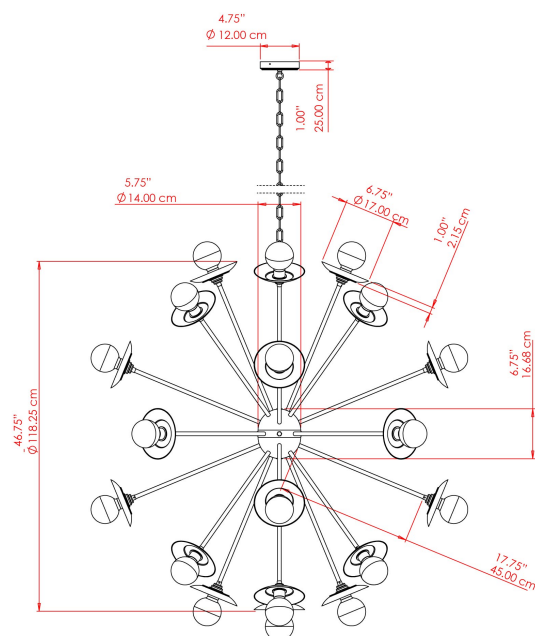


MATERIAL	Brass
HEIGHT	47.25"
WIDTH DIAMETER	43.25"
LENGTH PROJECTION	n/a
WEIGHT	16 kg 35.3 lbs
LAMPHOLDER	E26
MAX WATTAGE	40W
VOLTAGE	110/120v
ENVIRONMENTAL RATING	Dry Location (IP20)
CLASS PROTECTION	Class I
SHADE	-
FLEX BAR CHAIN LENGTH	40"
CABLE TYPE	MLCA036 3 Core Round Brown PVC

FIXING BRACKET: | Antique Brass

TOKYO Chandelier

MLF186ANTSLV Antique Silver



MATERIAL	Brass
HEIGHT	47.25"
WIDTH DIAMETER	43.25"
LENGTH PROJECTION	n/a
WEIGHT	16 kg 35.3 lbs
LAMPHOLDER	E26
MAX WATTAGE	40W
VOLTAGE	110/120v
ENVIRONMENTAL RATING	Dry Location (IP20)
CLASS PROTECTION	Class I
SHADE	-
FLEX BAR CHAIN LENGTH	40"
CABLE TYPE	MLCA013 3 Core Round Clear PVC

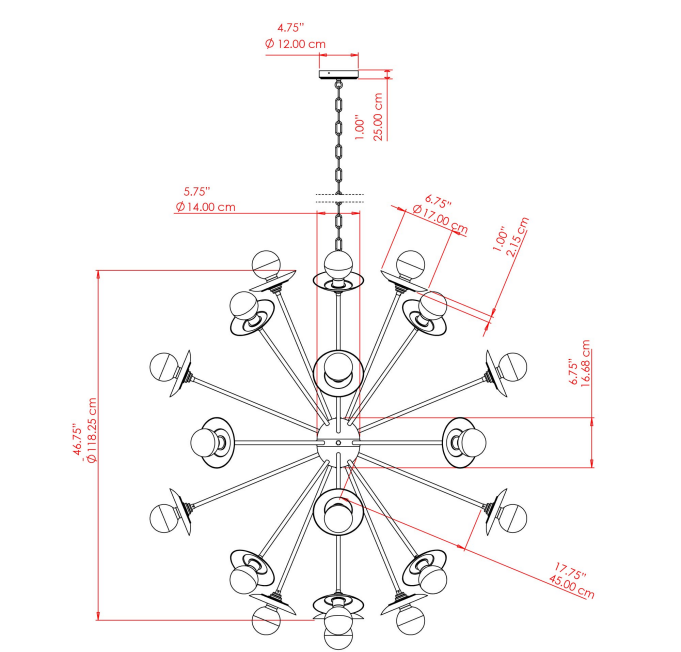
FIXING BRACKET: | Antique Silver

Product Notes:

1) Bulbs not included. 2) Dimensions do not include bulbs. 3) All products are individually made-to-order and therefore may differ slightly within manufacturing tolerances. 4) Cable / chain can be shortened during installation. Longer cable / chain lengths available on request. 5) Additional color finishes may be available on request. 6) Twisted cable is not available for UL wired products. Round cable in black or brown only is supplied instead. 7) Refer to our website for a full list of terms and conditions.

TOKYO Chandelier

MLF186POLBRS Polished Brass

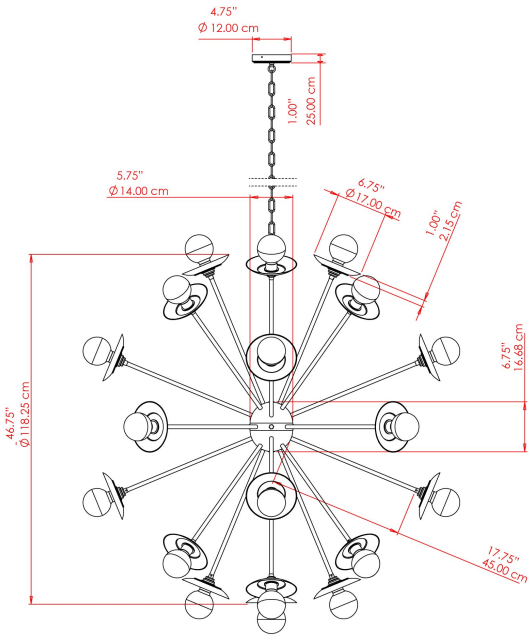


MATERIAL	Brass
HEIGHT	47.25"
WIDTH DIAMETER	43.25"
LENGTH PROJECTION	n/a
WEIGHT	16 kg 35.3 lbs
LAMPHOLDER	E26
MAX WATTAGE	40W
VOLTAGE	110/120v
ENVIRONMENTAL RATING	Dry Location (IP20)
CLASS PROTECTION	Class I
SHADE	-
FLEX BAR CHAIN LENGTH	40"
CABLE TYPE	MLCA012 3 Core Round Gold PVC

FIXING BRACKET: | Polished Brass

TOKYO Chandelier

MLF186SATBRS Satin Brass



MATERIAL	Brass
HEIGHT	47.25"
WIDTH DIAMETER	43.25"
LENGTH PROJECTION	n/a
WEIGHT	16 kg 35.3 lbs
LAMPHOLDER	E26
MAX WATTAGE	40W
VOLTAGE	110/120v
ENVIRONMENTAL RATING	Dry Location (IP20)
CLASS PROTECTION	Class I
SHADE	-
FLEX BAR CHAIN LENGTH	40"
CABLE TYPE	MLCA012 3 Core Round Gold PVC

FIXING BRACKET: | Satin Brass