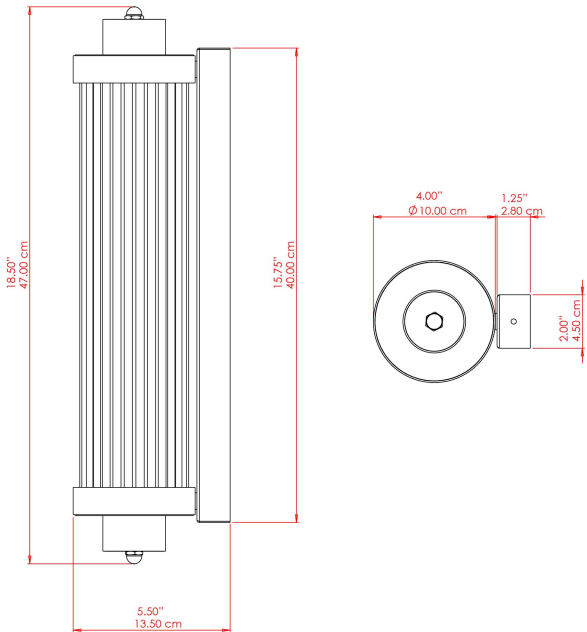




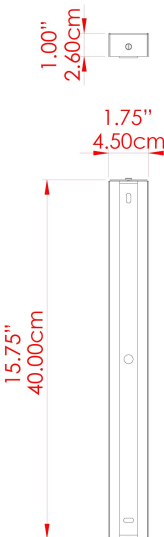
LOUISE Bathroom Light

MLBWL168ANTBRS Antique Brass



MATERIAL	Brass   Glass
HEIGHT	18.5"
WIDTH   DIAMETER	4"
LENGTH   PROJECTION	5.25"
WEIGHT	2.5 kg   5.5 lbs
LAMPHOLDER	E26
MAX WATTAGE	40W
VOLTAGE	110/120v
ENVIRONMENTAL RATING	Damp Location (IP44)
CLASS PROTECTION	Class I
SHADE	GL219
FLEX   BAR   CHAIN LENGTH	n/a
CABLE TYPE	

FIXING BRACKET: MLWB07 | Antique Brass



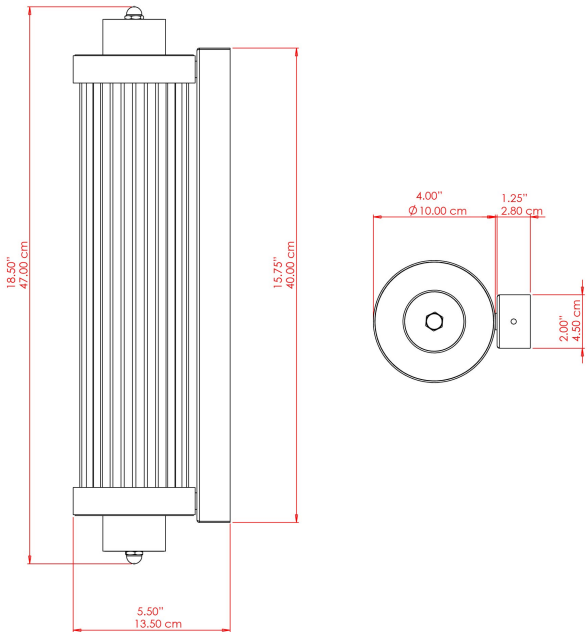
Product Notes:  
1) Bulbs not included. 2) Dimensions do not include bulbs. 3) All products are individually made-to-order and therefore may differ slightly within manufacturing tolerances. 4) Cable / chain can be shortened during installation. Longer cable / chain lengths available on request. 5) Additional color finishes may be available on request. 6) Twisted cable is not available for UL wired products. Round cable in black or brown only is supplied instead. 7) Refer to our website for a full list of terms and conditions.





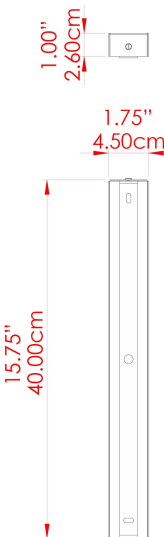
LOUISE Bathroom Light

MLBWL168ANTSLV Antique Silver



MATERIAL	Brass   Glass
HEIGHT	18.5"
WIDTH   DIAMETER	4"
LENGTH   PROJECTION	5.25"
WEIGHT	2.5 kg   5.5 lbs
LAMPHOLDER	E26
MAX WATTAGE	40W
VOLTAGE	110/120v
ENVIRONMENTAL RATING	Damp Location (IP44)
CLASS PROTECTION	Class I
SHADE	GL219
FLEX   BAR   CHAIN LENGTH	n/a
CABLE TYPE	

FIXING BRACKET: MLWB07 | Antique Silver



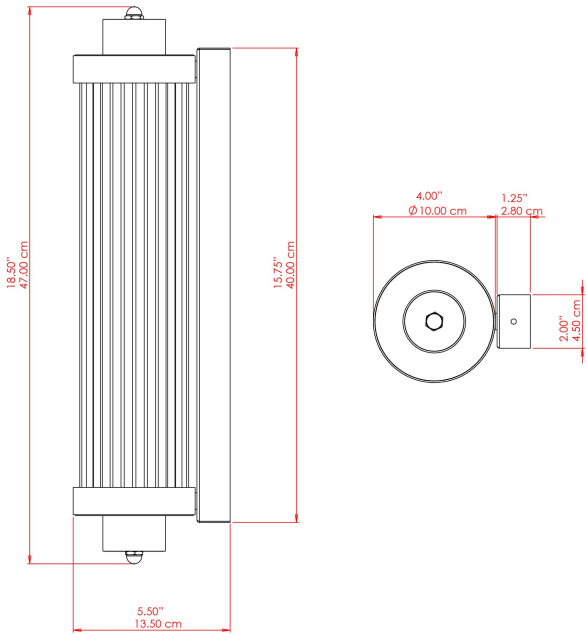
Product Notes:  
1) Bulbs not included. 2) Dimensions do not include bulbs. 3) All products are individually made-to-order and therefore may differ slightly within manufacturing tolerances. 4) Cable / chain can be shortened during installation. Longer cable / chain lengths available on request. 5) Additional color finishes may be available on request. 6) Twisted cable is not available for UL wired products. Round cable in black or brown only is supplied instead. 7) Refer to our website for a full list of terms and conditions.





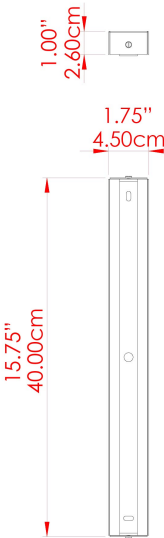
LOUISE Bathroom Light

MLBWL168NATBRS Natural Brass



MATERIAL	Brass   Glass
HEIGHT	18.5"
WIDTH   DIAMETER	4"
LENGTH   PROJECTION	5.25"
WEIGHT	2.5 kg   5.5 lbs
LAMPHOLDER	E26
MAX WATTAGE	40W
VOLTAGE	110/120v
ENVIRONMENTAL RATING	Damp Location (IP44)
CLASS PROTECTION	Class I
SHADE	GL219
FLEX   BAR   CHAIN LENGTH	n/a
CABLE TYPE	

FIXING BRACKET: MLWB07 | Natural Brass



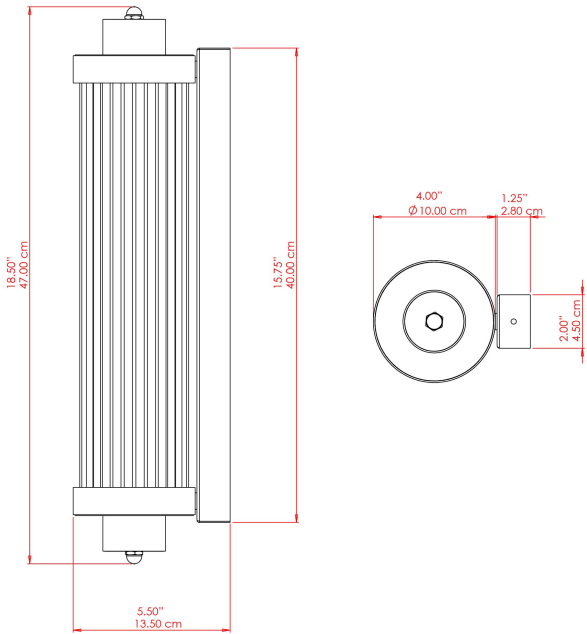
Product Notes:  
1) Bulbs not included. 2) Dimensions do not include bulbs. 3) All products are individually made-to-order and therefore may differ slightly within manufacturing tolerances. 4) Cable / chain can be shortened during installation. Longer cable / chain lengths available on request. 5) Additional color finishes may be available on request. 6) Twisted cable is not available for UL wired products. Round cable in black or brown only is supplied instead. 7) Refer to our website for a full list of terms and conditions.





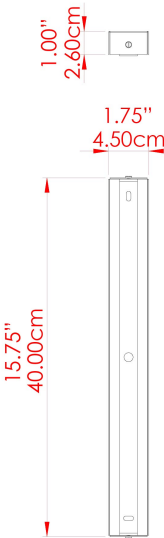
LOUISE Bathroom Light

MLBWL168POLBRS Polished Brass



MATERIAL	Brass   Glass
HEIGHT	18.5"
WIDTH   DIAMETER	4"
LENGTH   PROJECTION	5.25"
WEIGHT	2.5 kg   5.5 lbs
LAMPHOLDER	E26
MAX WATTAGE	40W
VOLTAGE	110/120v
ENVIRONMENTAL RATING	Damp Location (IP44)
CLASS PROTECTION	Class I
SHADE	GL219
FLEX   BAR   CHAIN LENGTH	n/a
CABLE TYPE	

FIXING BRACKET: MLWB07 | Polished Brass



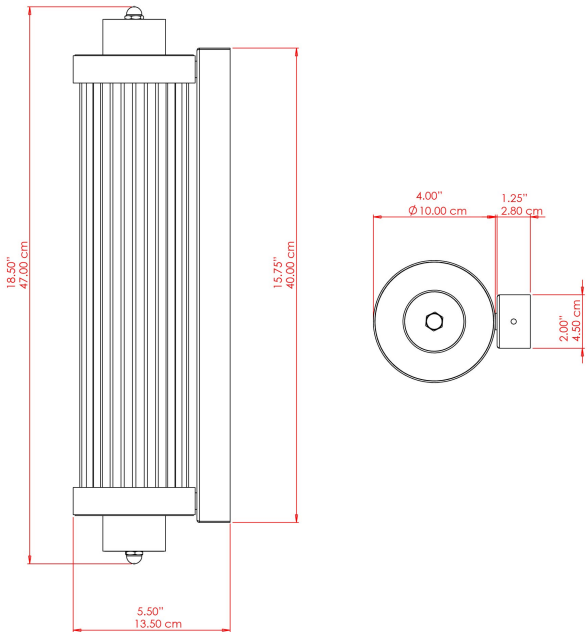
Product Notes:  
1) Bulbs not included. 2) Dimensions do not include bulbs. 3) All products are individually made-to-order and therefore may differ slightly within manufacturing tolerances. 4) Cable / chain can be shortened during installation. Longer cable / chain lengths available on request. 5) Additional color finishes may be available on request. 6) Twisted cable is not available for UL wired products. Round cable in black or brown only is supplied instead. 7) Refer to our website for a full list of terms and conditions.





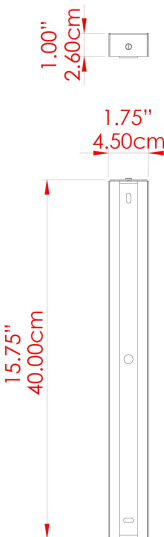
LOUISE Bathroom Light

MLBWL168SATBRS Satin Brass



MATERIAL	Brass   Glass
HEIGHT	18.5"
WIDTH   DIAMETER	4"
LENGTH   PROJECTION	5.25"
WEIGHT	2.5 kg   5.5 lbs
LAMPHOLDER	E26
MAX WATTAGE	40W
VOLTAGE	110/120v
ENVIRONMENTAL RATING	Damp Location (IP44)
CLASS PROTECTION	Class I
SHADE	GL219
FLEX   BAR   CHAIN LENGTH	n/a
CABLE TYPE	

FIXING BRACKET: MLWB07 | Satin Brass



Product Notes:  
1) Bulbs not included. 2) Dimensions do not include bulbs. 3) All products are individually made-to-order and therefore may differ slightly within manufacturing tolerances. 4) Cable / chain can be shortened during installation. Longer cable / chain lengths available on request. 5) Additional color finishes may be available on request. 6) Twisted cable is not available for UL wired products. Round cable in black or brown only is supplied instead. 7) Refer to our website for a full list of terms and conditions.

