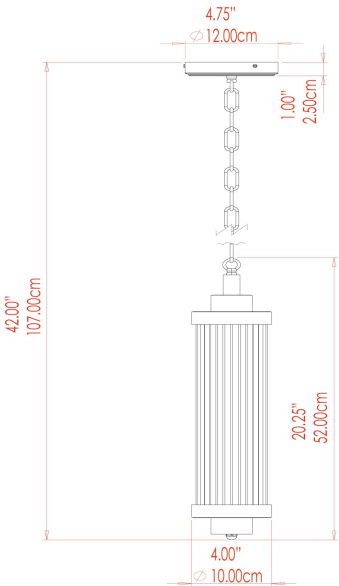




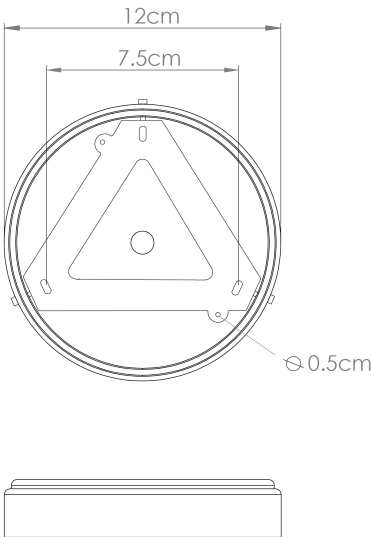
LOUISE Bathroom Pendant

MLBP056ANTBRS Antique Brass



MATERIAL	Brass   Glass
HEIGHT	20.75"
WIDTH   DIAMETER	4.25"
LENGTH   PROJECTION	n/a
WEIGHT	3.2 kg   7 lbs
LAMPHOLDER	E26
MAX WATTAGE	40W
VOLTAGE	110/120v
ENVIRONMENTAL RATING	Damp Location (IP44)
CLASS PROTECTION	Class II
SHADE	GL219
FLEX   BAR   CHAIN LENGTH	40"
CABLE TYPE	

FIXING BRACKET: MLROSE39 | Antique Brass



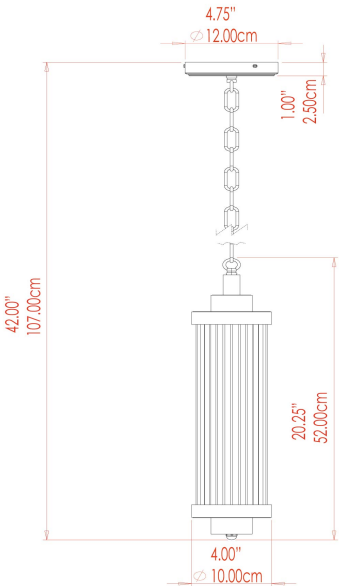
Product Notes:  
1) Bulbs not included. 2) Dimensions do not include bulbs. 3) All products are individually made-to-order and therefore may differ slightly within manufacturing tolerances. 4) Cable / chain can be shortened during installation. Longer cable / chain lengths available on request. 5) Additional color finishes may be available on request. 6) Twisted cable is not available for UL wired products. Round cable in black or brown only is supplied instead. 7) Refer to our website for a full list of terms and conditions.





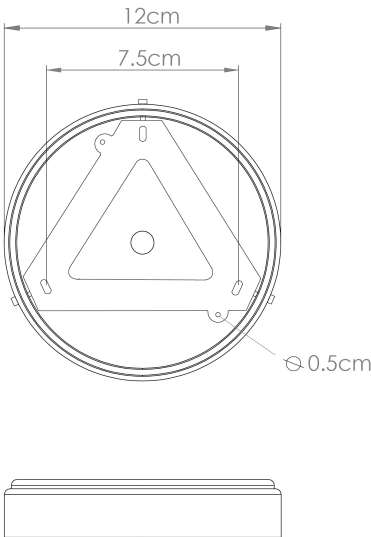
LOUISE Bathroom Pendant

MLBP056ANTSLV Antique Silver



MATERIAL	Brass   Glass
HEIGHT	20.75"
WIDTH   DIAMETER	4.25"
LENGTH   PROJECTION	n/a
WEIGHT	3.2 kg   7 lbs
LAMPHOLDER	E26
MAX WATTAGE	40W
VOLTAGE	110/120v
ENVIRONMENTAL RATING	Damp Location (IP44)
CLASS PROTECTION	Class II
SHADE	GL219
FLEX   BAR   CHAIN LENGTH	40"
CABLE TYPE	

FIXING BRACKET: MLROSE39 | Antique Brass



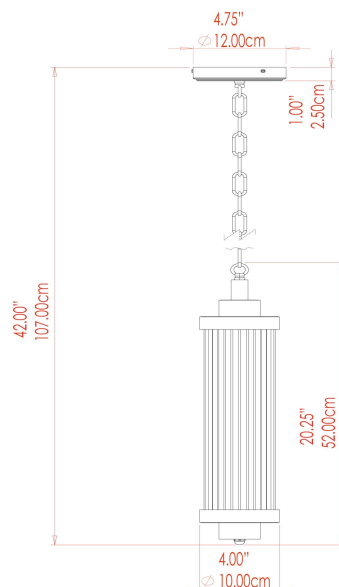
Product Notes:  
1) Bulbs not included. 2) Dimensions do not include bulbs. 3) All products are individually made-to-order and therefore may differ slightly within manufacturing tolerances. 4) Cable / chain can be shortened during installation. Longer cable / chain lengths available on request. 5) Additional color finishes may be available on request. 6) Twisted cable is not available for UL wired products. Round cable in black or brown only is supplied instead. 7) Refer to our website for a full list of terms and conditions.





## LOUISE Bathroom Pendant

MLBP056NATBRS Natural Brass



MATERIAL Brass | Glass

HEIGHT 20.75"

WIDTH | DIAMETER 4.25"

LENGTH | PROJECTION n/a

WEIGHT 3.2 kg | 7 lbs

LAMPHOLDER E26

MAX WATTAGE 40W

VOLTAGE 110/120v

ENVIRONMENTAL RATING Damp Location (IP44)

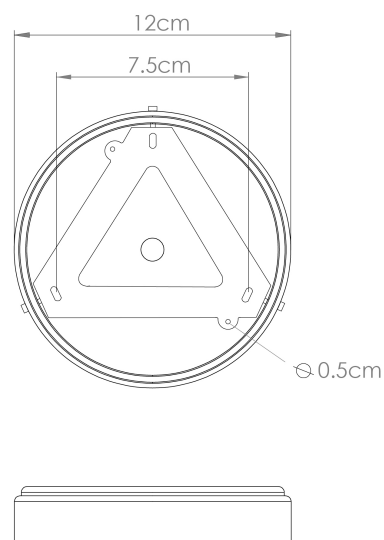
CLASS PROTECTION Class II

SHADE GL219

FLEX | BAR | CHAIN LENGTH 40"

CABLE TYPE |

FIXING BRACKET: MLROSE39 | Natural Brass



WWW.MULLANLIGHTING.COM

### Product Notes:

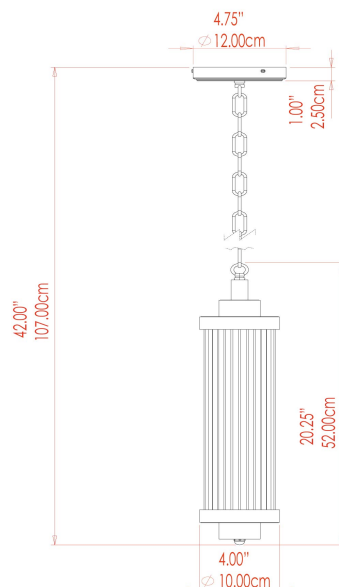
1) Bulbs not included. 2) Dimensions do not include bulbs. 3) All products are individually made-to-order and therefore may differ slightly within manufacturing tolerances. 4) Cable / chain can be shortened during installation. Longer cable / chain lengths available on request. 5) Additional color finishes may be available on request. 6) Twisted cable is not available for UL wired products. Round cable in black or brown only is supplied instead. 7) Refer to our website for a full list of terms and conditions.





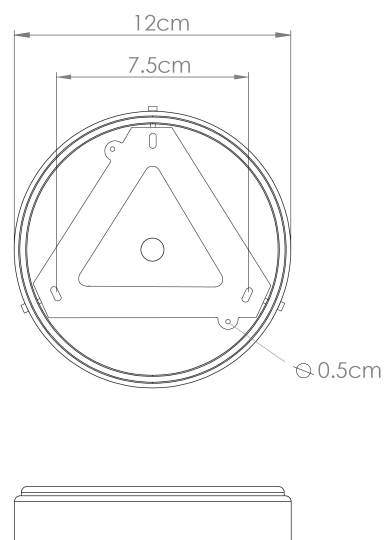
## LOUISE Bathroom Pendant

MLBP056POLBRS Polished Brass



MATERIAL	Brass   Glass
HEIGHT	20.75"
WIDTH   DIAMETER	4.25"
LENGTH   PROJECTION	n/a
WEIGHT	3.2 kg   7 lbs
LAMPHOLDER	E26
MAX WATTAGE	40W
VOLTAGE	110/120v
ENVIRONMENTAL RATING	Damp Location (IP44)
CLASS PROTECTION	Class II
SHADE	GL219
FLEX   BAR   CHAIN LENGTH	40"
CABLE TYPE	

FIXING BRACKET: MLROSE39 | Polished Brass

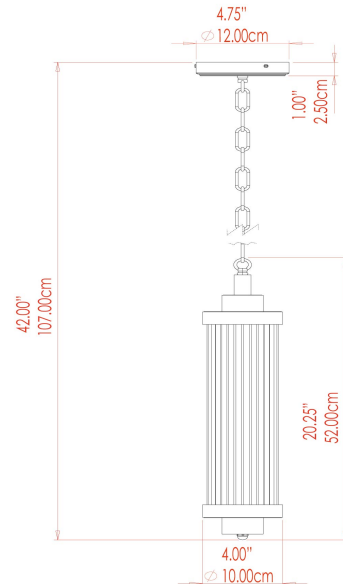


Product Notes:  
1) Bulbs not included. 2) Dimensions do not include bulbs. 3) All products are individually made-to-order and therefore may differ slightly within manufacturing tolerances. 4) Cable / chain can be shortened during installation. Longer cable / chain lengths available on request. 5) Additional color finishes may be available on request. 6) Twisted cable is not available for UL wired products. Round cable in black or brown only is supplied instead. 7) Refer to our website for a full list of terms and conditions.



## LOUISE Bathroom Pendant

MLBP056SATBRS Satin Brass



MATERIAL	Brass   Glass
HEIGHT	20.75"
WIDTH   DIAMETER	4.25"
LENGTH   PROJECTION	n/a
WEIGHT	3.2 kg   7 lbs
LAMPHOLDER	E26
MAX WATTAGE	40W
VOLTAGE	110/120v
ENVIRONMENTAL RATING	Damp Location (IP44)
CLASS PROTECTION	Class II
SHADE	GL219
FLEX   BAR   CHAIN LENGTH	40"
CABLE TYPE	

FIXING BRACKET: MLROSE39 | Satin Brass

