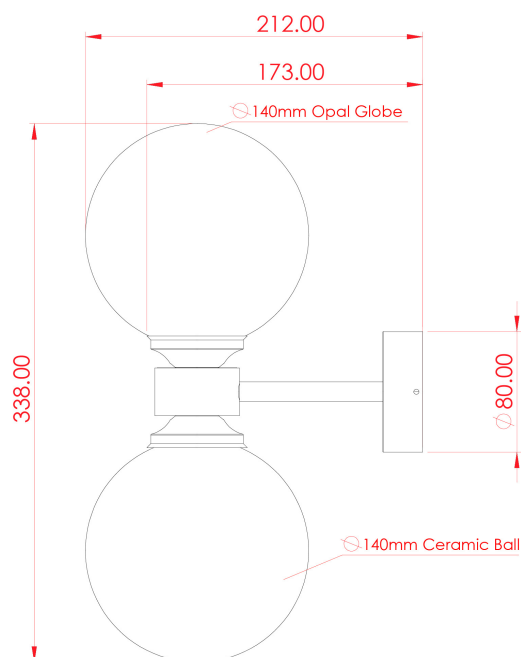


KOBE Ceramic Wall Light

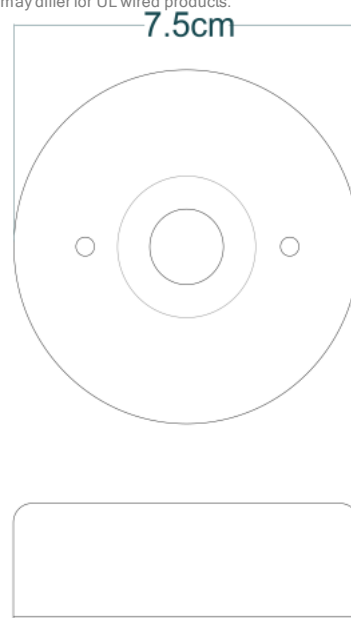
MLCMWL046ANTBRS Antique Brass



MATERIAL	Brass Ceramic
HEIGHT	34cm 13.39"
WIDTH DIAMETER	14cm 5.51"
LENGTH PROJECTION	21cm 8.27"
WEIGHT	1.8KG 3.97lbs
LAMP HOLDER	G9
MAX WATTAGE	5W x 1
VOLTAGE	220/240v or 110/120v *
IP RATING	20
CLASS PROTECTION	I
SHADE CODE	GL044F MLCS079
CABLE CHAIN BAR LENGT	n/a
CABLE TYPE	-

Fixing Bracket MLWB13

* Fixing bracket may differ for UL wired products.

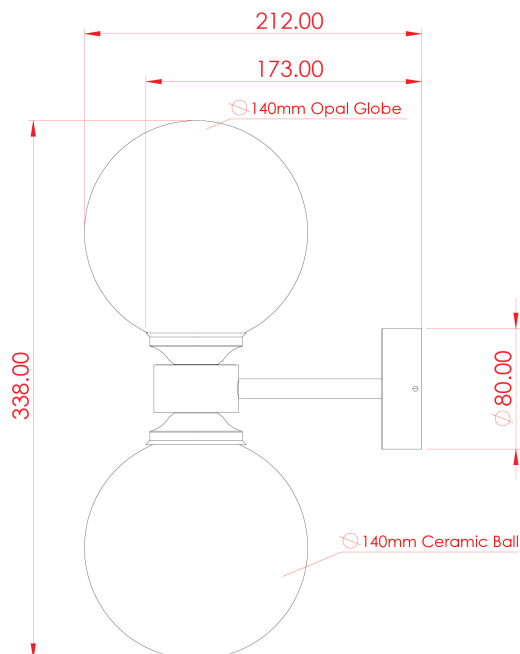


Product Notes:

1) Bulbs not included. 2) Dimensions do not include bulbs. 3) All products are individually made-to-order and therefore may differ slightly within manufacturing tolerances. 4) Cable / chain can be shortened during installation. Longer cable / chain lengths available on request. 5) Additional colour finishes may be available on request. 6) UL wired products operate at 110/120v with the appropriate lamp holder. 7) Twisted cable is not available for UL wired products. Round cable in black or brown only is supplied instead. 8) Refer to our website for a full list of terms and conditions.

KOBE Ceramic Wall Light

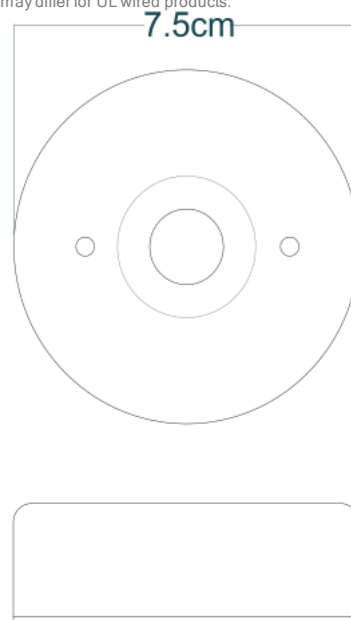
MLCMWL046ANTSLV Antique Silver



MATERIAL	Brass Ceramic
HEIGHT	34cm 13.39"
WIDTH DIAMETER	14cm 5.51"
LENGTH PROJECTION	21cm 8.27"
WEIGHT	1.8KG 3.97lbs
LAMP HOLDER	G9
MAX WATTAGE	5W x 1
VOLTAGE	220/240v or 110/120v *
IP RATING	20
CLASS PROTECTION	I
SHADE CODE	GL044F MLCS079
CABLE CHAIN BAR LENGT	n/a
CABLE TYPE	-

Fixing Bracket MLWB13

* Fixing bracket may differ for UL wired products.



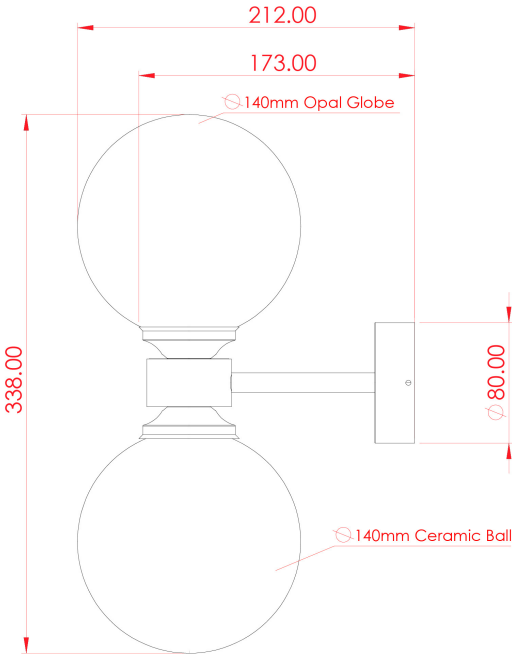
Product Notes:

1) Bulbs not included. 2) Dimensions do not include bulbs. 3) All products are individually made-to-order and therefore may differ slightly within manufacturing tolerances. 4) Cable / chain can be shortened during installation. Longer cable / chain lengths available on request. 5) Additional colour finishes may be available on request. 6) UL wired products operate at 110/120v with the appropriate lamp holder. 7) Twisted cable is not available for UL wired products. Round cable in black or brown only is supplied instead. 8) Refer to our website for a full list of terms and conditions.



KOBE Ceramic Wall Light

MLCMWL046PCMBK Matt Black



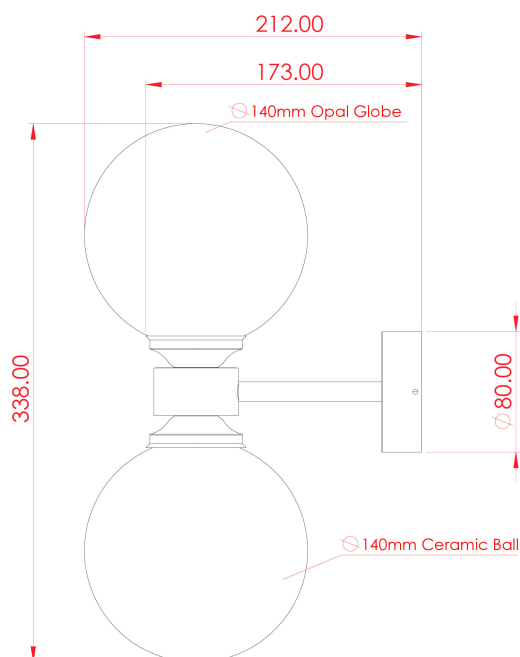
MATERIAL	Brass Ceramic
HEIGHT	34cm 13.39"
WIDTH DIAMETER	14cm 5.51"
LENGTH PROJECTION	21cm 8.27"
WEIGHT	1.8KG 3.97lbs
LAMP HOLDER	G9
MAX WATTAGE	5W x 1
VOLTAGE	220/240v or 110/120v *
IP RATING	20
CLASS PROTECTION	I
SHADE CODE	GL044F MLCS079
CABLE CHAIN BAR LENGT	n/a
CABLE TYPE	-

Fixing Bracket MLWB13
* Fixing bracket may differ for UL wired products.



KOBE Ceramic Wall Light

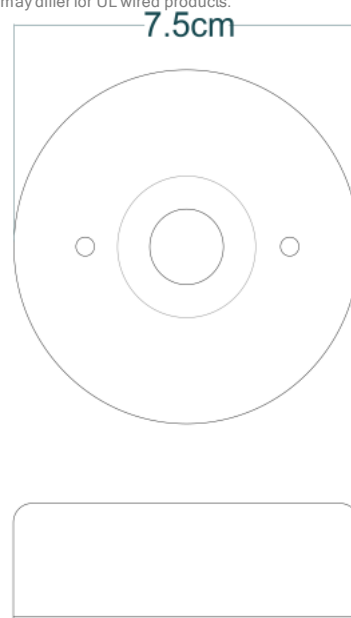
MLCMWL046POLBRS Polished Brass



MATERIAL	Brass Ceramic
HEIGHT	34cm 13.39"
WIDTH DIAMETER	14cm 5.51"
LENGTH PROJECTION	21cm 8.27"
WEIGHT	1.8KG 3.97lbs
LAMP HOLDER	G9
MAX WATTAGE	5W x 1
VOLTAGE	220/240v or 110/120v *
IP RATING	20
CLASS PROTECTION	I
SHADE CODE	GL044F MLCS079
CABLE CHAIN BAR LENGT	n/a
CABLE TYPE	-

Fixing Bracket MLWB13

* Fixing bracket may differ for UL wired products.



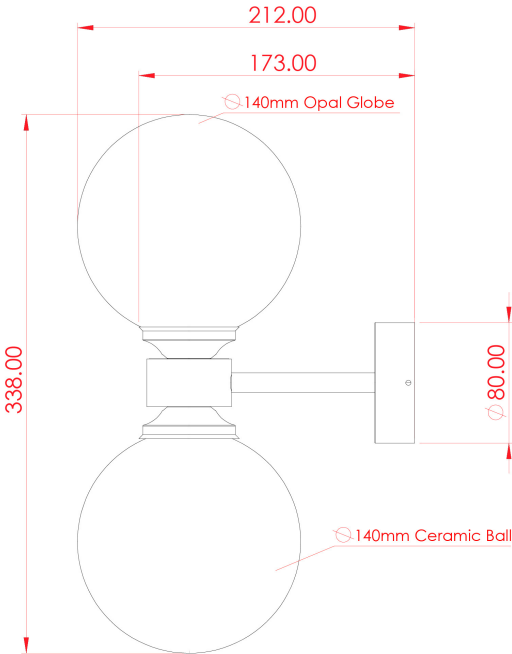
Product Notes:

1) Bulbs not included. 2) Dimensions do not include bulbs. 3) All products are individually made-to-order and therefore may differ slightly within manufacturing tolerances. 4) Cable / chain can be shortened during installation. Longer cable / chain lengths available on request. 5) Additional colour finishes may be available on request. 6) UL wired products operate at 110/120v with the appropriate lamp holder. 7) Twisted cable is not available for UL wired products. Round cable in black or brown only is supplied instead. 8) Refer to our website for a full list of terms and conditions.



KOBE Ceramic Wall Light

MLCMWL046SATBRS Satin Brass



MATERIAL	Brass Ceramic
HEIGHT	34cm 13.39"
WIDTH DIAMETER	14cm 5.51"
LENGTH PROJECTION	21cm 8.27"
WEIGHT	1.8KG 3.97lbs
LAMP HOLDER	G9
MAX WATTAGE	5W x 1
VOLTAGE	220/240v or 110/120v *
IP RATING	20
CLASS PROTECTION	I
SHADE CODE	GL044F MLCS079
CABLE CHAIN BAR LENGT	n/a
CABLE TYPE	-

Fixing Bracket MLWB13
* Fixing bracket may differ for UL wired products.

