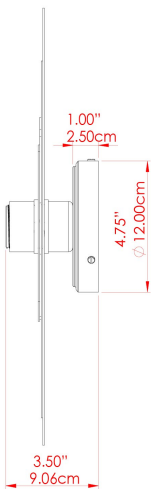
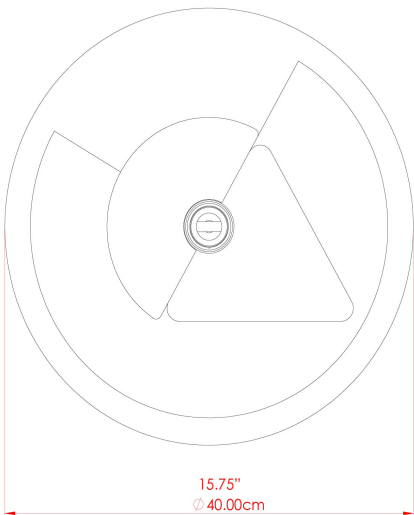


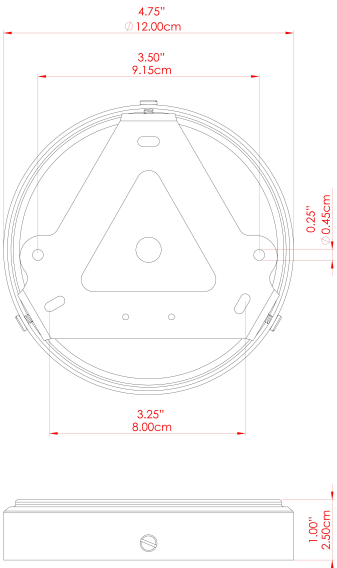
EARTH Wall Light

MLWL531ANTSLV Antique Silver



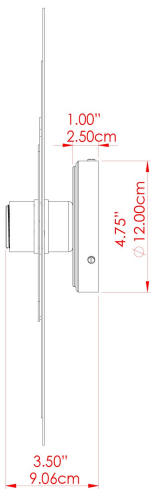
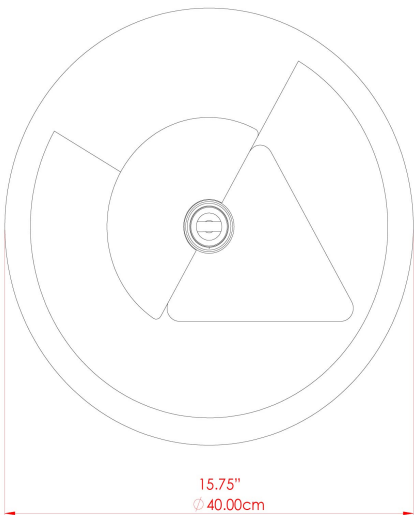
| | |
|---------------------------|---------------|
| MATERIAL | Brass Steel |
| HEIGHT | 40cm |
| WIDTH DIAMETER | 40cm |
| LENGTH PROJECTION | 9.5cm |
| WEIGHT | 3.5 kg |
| LAMPHOLDER | E27 |
| MAX WATTAGE | 40W |
| VOLTAGE | 220/240v |
| IP RATING | IP20 |
| CLASS PROTECTION | Class I |
| SHADE | - |
| FLEX BAR CHAIN LENGTH | n/a |
| CABLE TYPE | - |

FIXING BRACKET: MLWB17



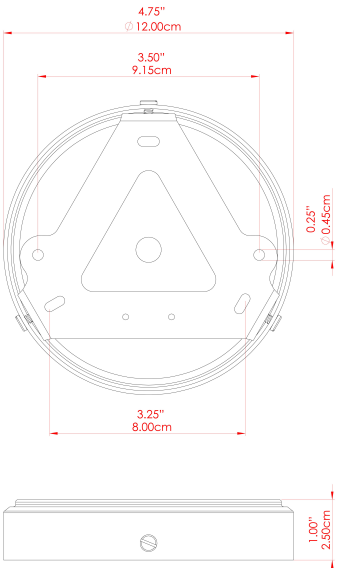
EARTH Wall Light

MLWL531ANTBRS Antique Brass



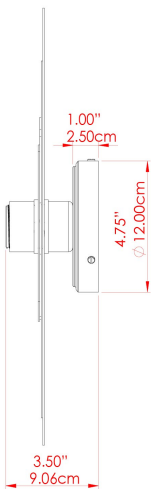
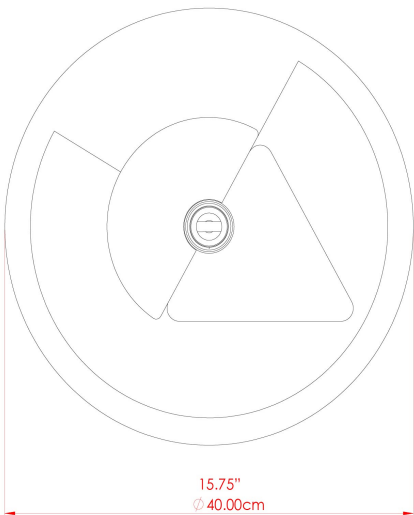
| | |
|---------------------------|---------------|
| MATERIAL | Brass Steel |
| HEIGHT | 40cm |
| WIDTH DIAMETER | 40cm |
| LENGTH PROJECTION | 9.5 |
| WEIGHT | 3.5 kg |
| LAMPHOLDER | E27 |
| MAX WATTAGE | 40W |
| VOLTAGE | 220/240v |
| IP RATING | IP20 |
| CLASS PROTECTION | Class I |
| SHADE | |
| FLEX BAR CHAIN LENGTH | n/a |
| CABLE TYPE | |

FIXING BRACKET: MLWB17



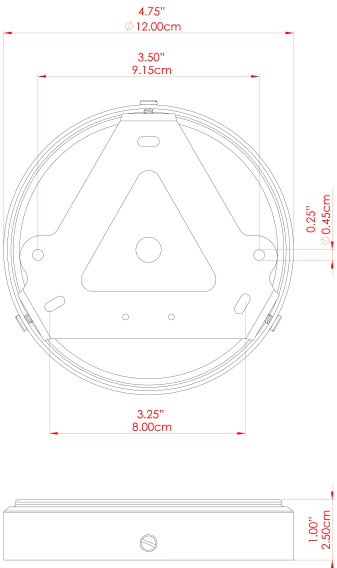
EARTH Wall Light

MLWL531PCMBK Matt Black



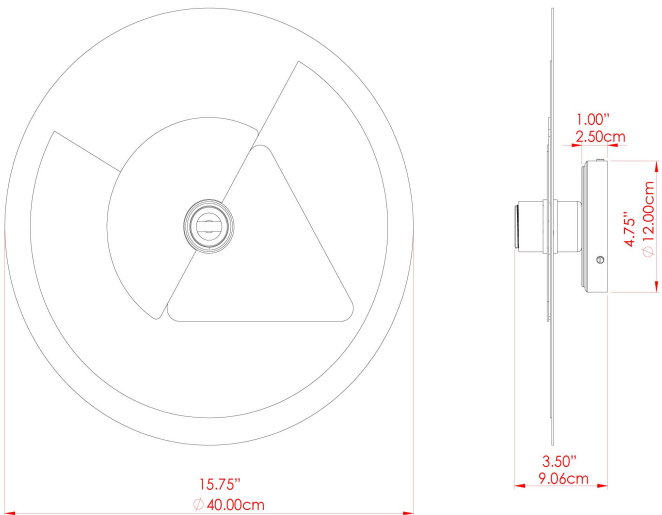
| | |
|---------------------------|---------------|
| MATERIAL | Brass Steel |
| HEIGHT | 40cm |
| WIDTH DIAMETER | 40cm |
| LENGTH PROJECTION | 9.5cm |
| WEIGHT | 3.5 kg |
| LAMPHOLDER | E27 |
| MAX WATTAGE | 40W |
| VOLTAGE | 220/240v |
| IP RATING | IP20 |
| CLASS PROTECTION | Class I |
| SHADE | |
| FLEX BAR CHAIN LENGTH | n/a |
| CABLE TYPE | |

FIXING BRACKET: MLWB17



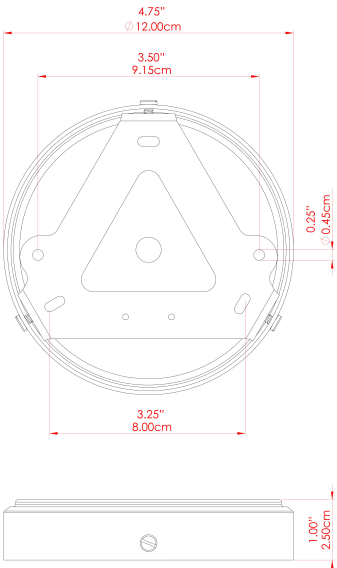
EARTH Wall Light

MLWL531POLBRS Polished Brass



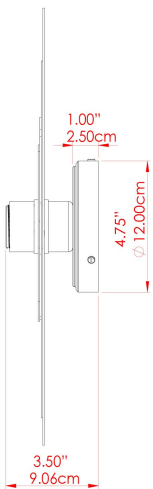
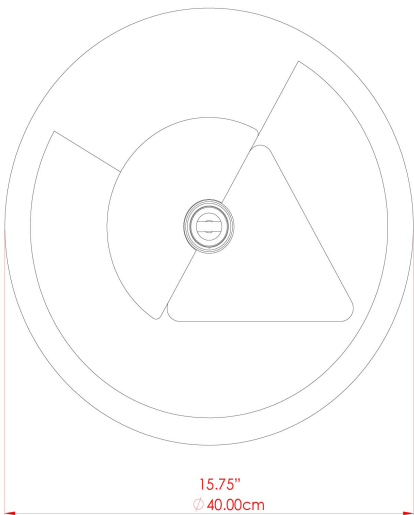
| | |
|---------------------------|---------------|
| MATERIAL | Brass Steel |
| HEIGHT | 40cm |
| WIDTH DIAMETER | 40cm |
| LENGTH PROJECTION | 9.5cm |
| WEIGHT | 3.5 kg |
| LAMPHOLDER | E27 |
| MAX WATTAGE | 40W |
| VOLTAGE | 220/240v |
| IP RATING | IP20 |
| CLASS PROTECTION | Class I |
| SHADE | |
| FLEX BAR CHAIN LENGTH | n/a |
| CABLE TYPE | |

FIXING BRACKET: MLWB17



EARTH Wall Light

MLWL531SATBRS Satin Brass



| | |
|---------------------------|---------------|
| MATERIAL | Brass Steel |
| HEIGHT | 40cm |
| WIDTH DIAMETER | 40cm |
| LENGTH PROJECTION | 9.5cm |
| WEIGHT | 3.5 kg |
| LAMPHOLDER | E27 |
| MAX WATTAGE | 40W |
| VOLTAGE | 220/240v |
| IP RATING | IP20 |
| CLASS PROTECTION | Class I |
| SHADE | |
| FLEX BAR CHAIN LENGTH | n/a |
| CABLE TYPE | |

FIXING BRACKET: MLWB17

