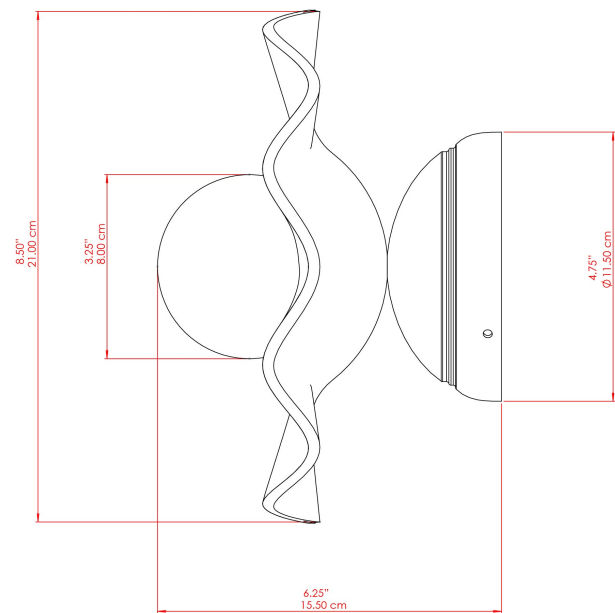


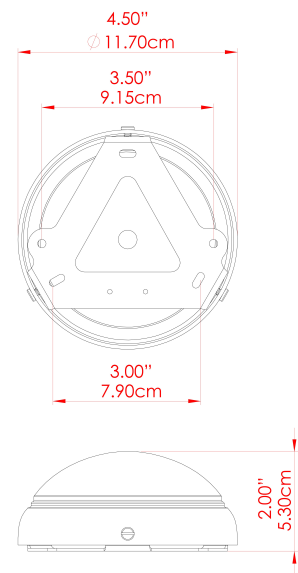
RIVALE Ceramic Wall Light

MLCMWL054ANTBRSCS Antique Brass



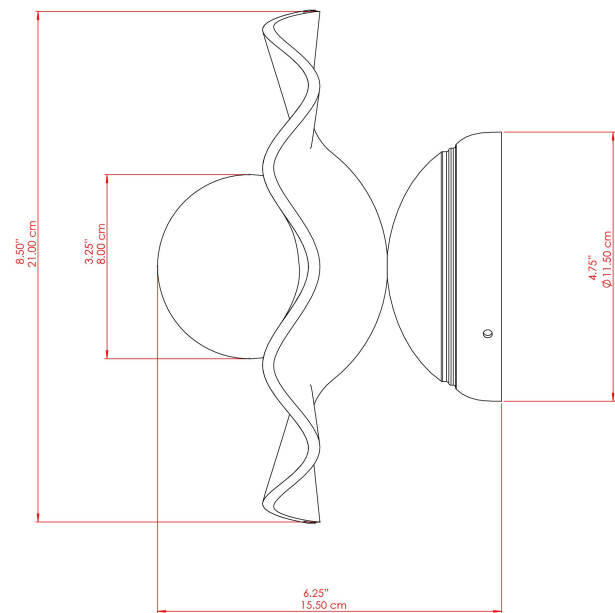
MATERIAL	Brass Ceramic Glass
HEIGHT	n/a
WIDTH DIAMETER	21cm
LENGTH PROJECTION	15.5cm
WEIGHT	0.7 kg
LAMPHOLDER	G9
MAX WATTAGE	6.5W
VOLTAGE	220/240v
IP RATING	IP20
CLASS PROTECTION	Class I
SHADE	MLCS110
FLEX BAR CHAIN LENGTH	n/a
CABLE TYPE	-

FIXING BRACKET: MLWB11 | Antique Brass



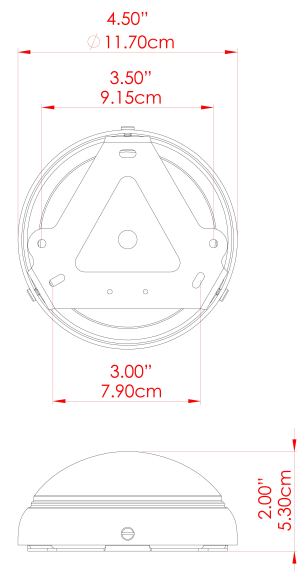
RIVALE Ceramic Wall Light

MLCMWL054ANTBRSFR Antique Brass



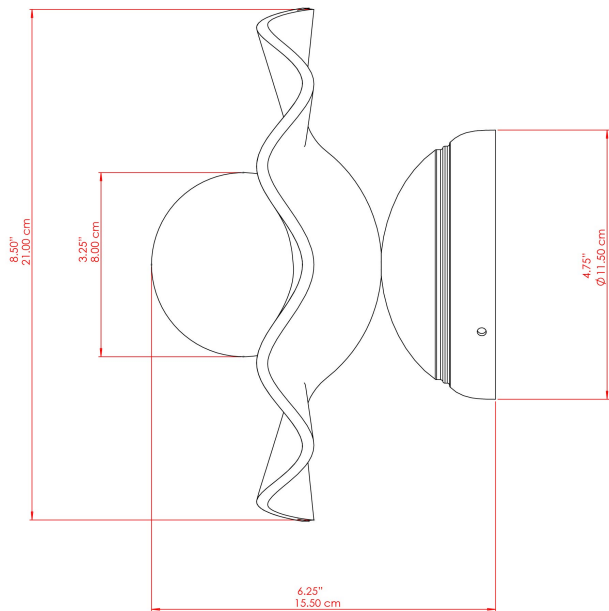
MATERIAL	Brass Ceramic Glass
HEIGHT	n/a
WIDTH DIAMETER	21cm
LENGTH PROJECTION	15.5cm
WEIGHT	0.7 kg
LAMPHOLDER	G9
MAX WATTAGE	6.5W
VOLTAGE	220/240v
IP RATING	IP20
CLASS PROTECTION	Class I
SHADE	MLCS110
FLEX BAR CHAIN LENGTH	n/a
CABLE TYPE	-

FIXING BRACKET: MLWB11 | Antique Brass



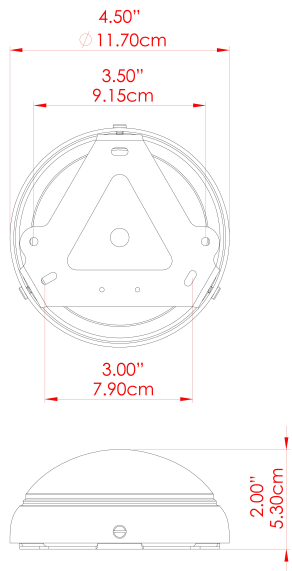
RIVALE Ceramic Wall Light

MLCMWL054ANTBRSOP Antique Brass



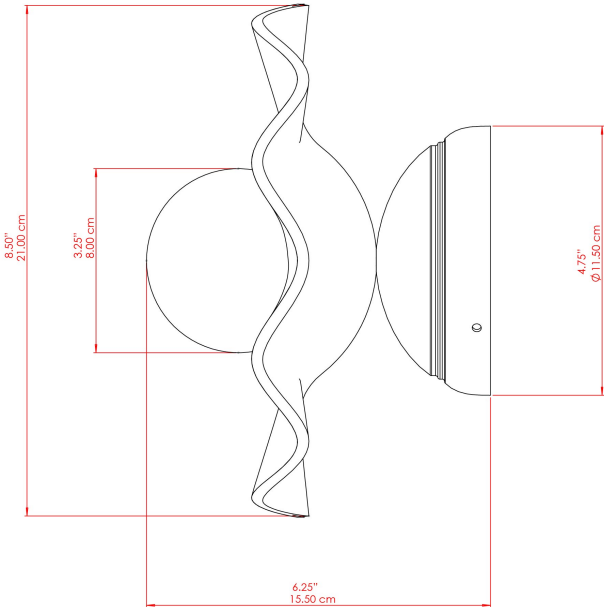
MATERIAL	Brass Ceramic Glass
HEIGHT	n/a
WIDTH DIAMETER	21cm
LENGTH PROJECTION	15.5cm
WEIGHT	0.7 kg
LAMPHOLDER	G9
MAX WATTAGE	6.5W
VOLTAGE	220/240v
IP RATING	IP20
CLASS PROTECTION	Class I
SHADE	MLCS110
FLEX BAR CHAIN LENGTH	n/a
CABLE TYPE	-

FIXING BRACKET: MLWB11 | Antique Brass



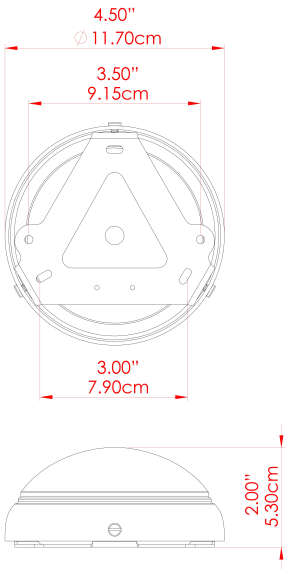
RIVALE Ceramic Wall Light

MLCMWL054ANTSLVCL Antique Silver



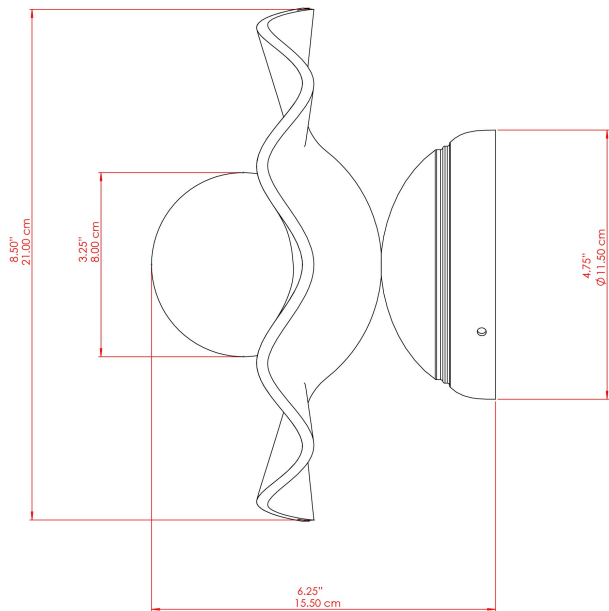
MATERIAL	Brass Ceramic Glass
HEIGHT	n/a
WIDTH DIAMETER	21cm
LENGTH PROJECTION	15.5cm
WEIGHT	0.7 kg
LAMPHOLDER	G9
MAX WATTAGE	6.5W
VOLTAGE	220/240v
IP RATING	IP20
CLASS PROTECTION	Class I
SHADE	MLCS110
FLEX BAR CHAIN LENGTH	n/a
CABLE TYPE	-

FIXING BRACKET: MLWB11 | Antique Silver



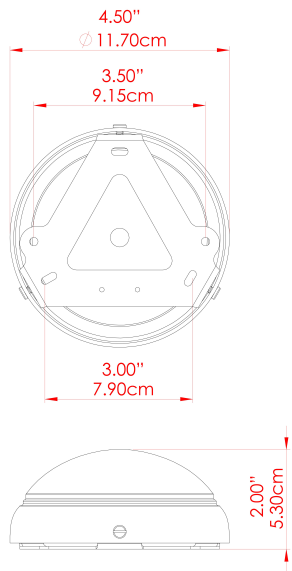
RIVALE Ceramic Wall Light

MLCMWL054ANTSLVFR Antique Silver



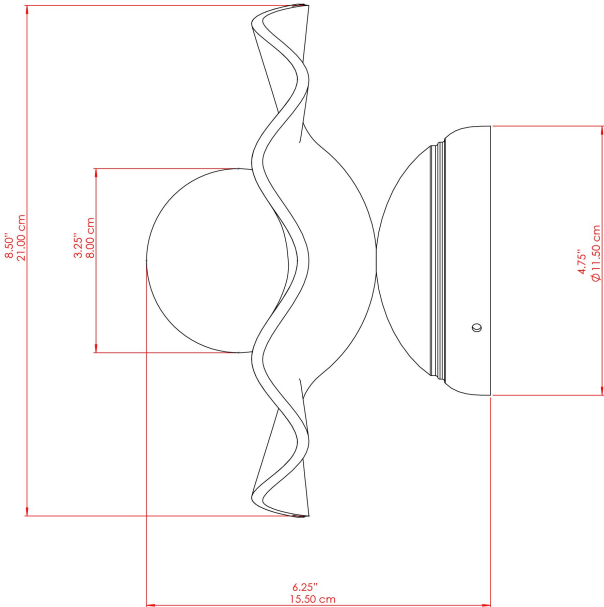
MATERIAL	Brass Ceramic Glass
HEIGHT	n/a
WIDTH DIAMETER	21cm
LENGTH PROJECTION	15.5cm
WEIGHT	0.7 kg
LAMPHOLDER	G9
MAX WATTAGE	6.5W
VOLTAGE	220/240v
IP RATING	IP20
CLASS PROTECTION	Class I
SHADE	MLCS110
FLEX BAR CHAIN LENGTH	n/a
CABLE TYPE	-

FIXING BRACKET: MLWB11 | Antique Silver



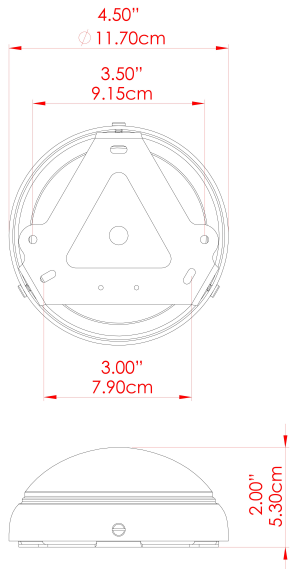
RIVALE Ceramic Wall Light

MLCMWL054ANTSLVOP Antique Silver



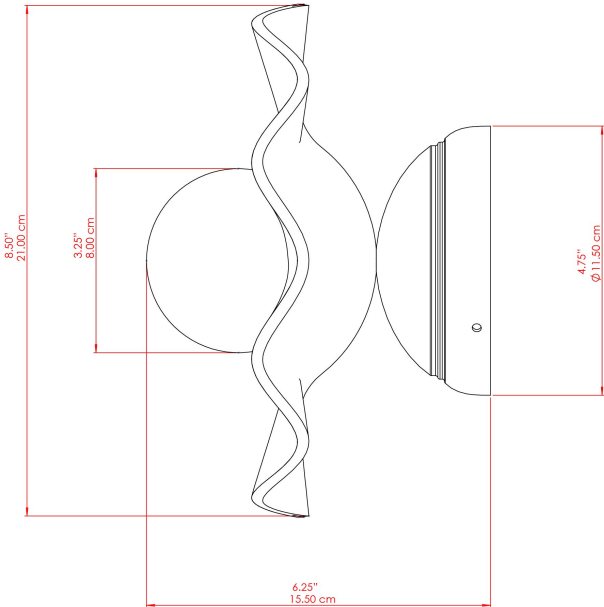
MATERIAL	Brass Ceramic Glass
HEIGHT	n/a
WIDTH DIAMETER	21cm
LENGTH PROJECTION	15.5cm
WEIGHT	0.7 kg
LAMPHOLDER	G9
MAX WATTAGE	6.5W
VOLTAGE	220/240v
IP RATING	IP20
CLASS PROTECTION	Class I
SHADE	MLCS110
FLEX BAR CHAIN LENGTH	n/a
CABLE TYPE	-

FIXING BRACKET: MLWB11 | Antique Silver



RIVALE Ceramic Wall Light

MLCMWL054PCMBKCL Matt Black



MATERIAL Brass | Ceramic | Glass

HEIGHT n/a

WIDTH | DIAMETER 21cm

LENGTH | PROJECTION 15.5cm

WEIGHT 0.7 kg

LAMPHOLDER G9

MAX WATTAGE 6.5W

VOLTAGE 220/240v

IP RATING IP20

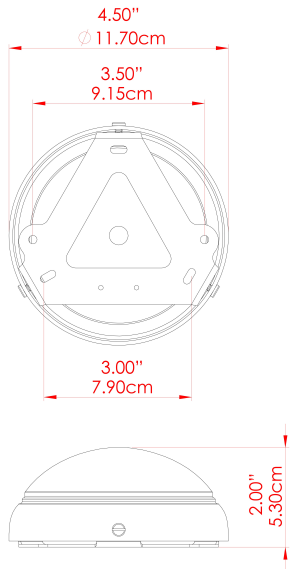
CLASS PROTECTION Class I

SHADE MLCS110

FLEX | BAR | CHAIN LENGTH n/a

CABLE TYPE - |

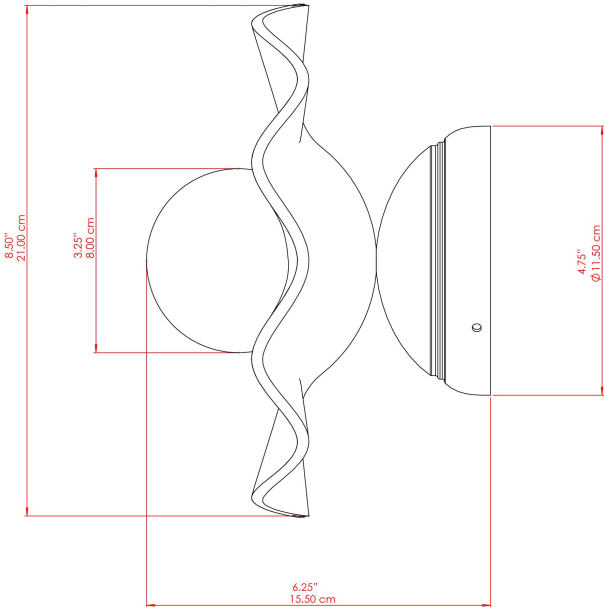
FIXING BRACKET: MLWB11 | Matt Black





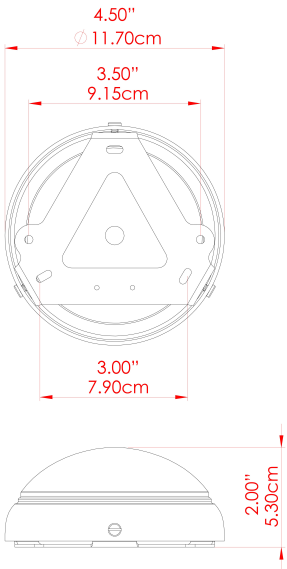
RIVALE Ceramic Wall Light

MLCMWL054PCMBKFR Matt Black



MATERIAL	Brass Ceramic Glass
HEIGHT	n/a
WIDTH DIAMETER	21cm
LENGTH PROJECTION	15.5cm
WEIGHT	0.7 kg
LAMPHOLDER	G9
MAX WATTAGE	6.5W
VOLTAGE	220/240v
IP RATING	IP20
CLASS PROTECTION	Class I
SHADE	MLCS110
FLEX BAR CHAIN LENGTH	n/a
CABLE TYPE	-

FIXING BRACKET: MLWB11 | Matt Black

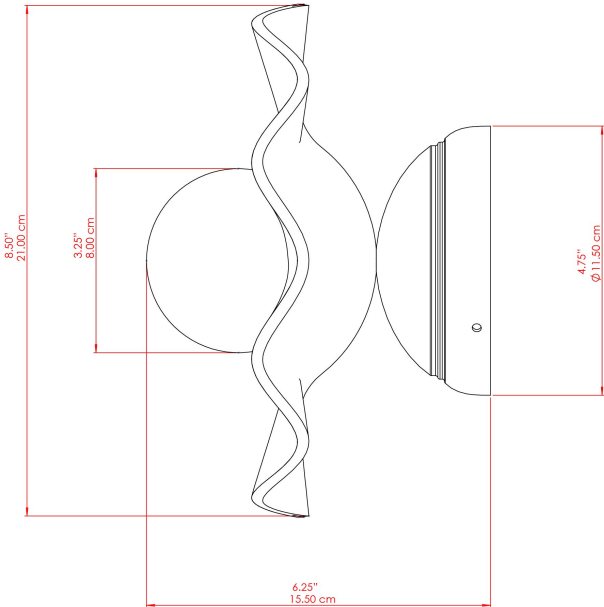


Product Notes:
1) Bulbs not included. 2) Dimensions do not include bulbs. 3) All products are individually made-to-order and therefore may differ slightly within manufacturing tolerances. 4) Cable / chain can be shortened during installation. Longer cable / chain lengths available on request. 5) Additional colour finishes may be available on request. 6) Refer to our website for a full list of terms and conditions.



RIVALE Ceramic Wall Light

MLCMWL054PCMBKOP Matt Black



MATERIAL Brass | Ceramic | Glass

HEIGHT n/a

WIDTH | DIAMETER 21cm

LENGTH | PROJECTION 15.5cm

WEIGHT 0.7 kg

LAMPHOLDER G9

MAX WATTAGE 6.5W

VOLTAGE 220/240v

IP RATING IP20

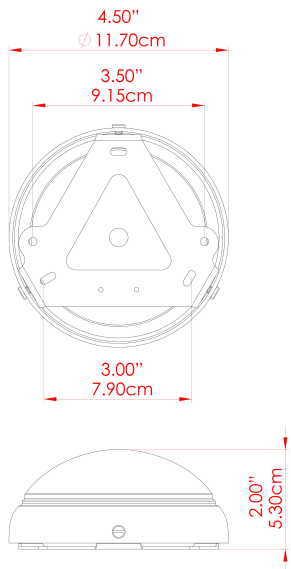
CLASS PROTECTION Class I

SHADE MLCS110

FLEX | BAR | CHAIN LENGTH n/a

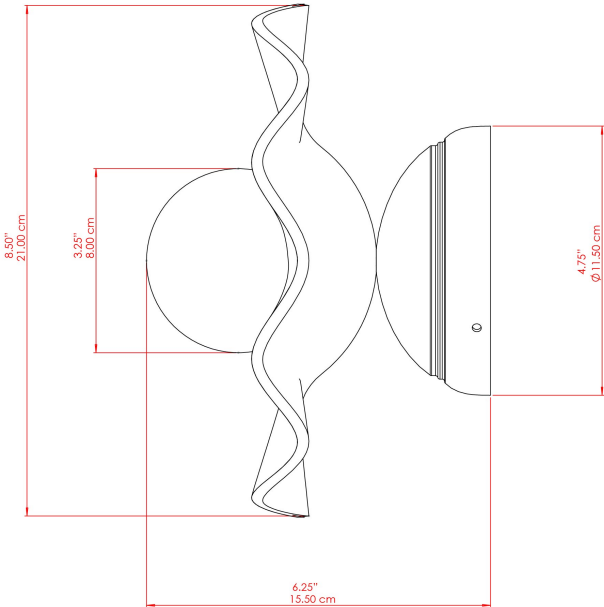
CABLE TYPE - |

FIXING BRACKET: MLWB11 | Matt Black



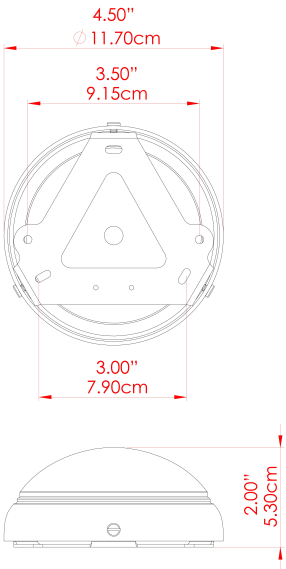
RIVALE Ceramic Wall Light

MLCMWL054POLBRSCS Polished Brass



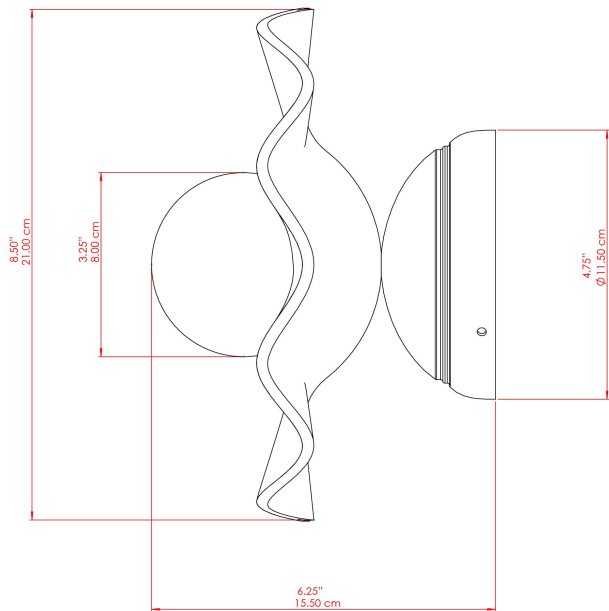
MATERIAL	Brass Ceramic Glass
HEIGHT	n/a
WIDTH DIAMETER	21cm
LENGTH PROJECTION	15.5cm
WEIGHT	0.7 kg
LAMPHOLDER	G9
MAX WATTAGE	6.5W
VOLTAGE	220/240v
IP RATING	IP20
CLASS PROTECTION	Class I
SHADE	MLCS110
FLEX BAR CHAIN LENGTH	n/a
CABLE TYPE	-

FIXING BRACKET: MLWB11 | Polished Brass



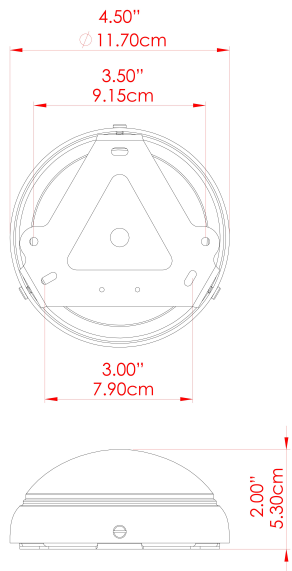
RIVALE Ceramic Wall Light

MLCMWL054POLBRSFR Polished Brass



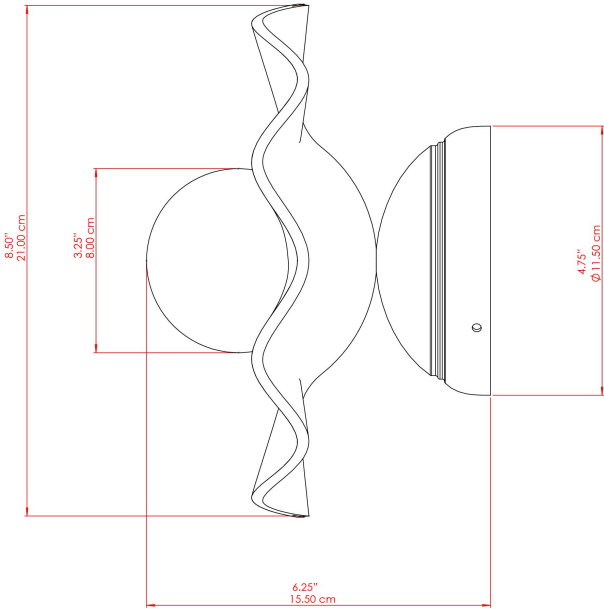
MATERIAL	Brass Ceramic Glass
HEIGHT	n/a
WIDTH DIAMETER	21cm
LENGTH PROJECTION	15.5cm
WEIGHT	0.7 kg
LAMPHOLDER	G9
MAX WATTAGE	6.5W
VOLTAGE	220/240v
IP RATING	IP20
CLASS PROTECTION	Class I
SHADE	MLCS110
FLEX BAR CHAIN LENGTH	n/a
CABLE TYPE	-

FIXING BRACKET: MLWB11 | Polished Brass



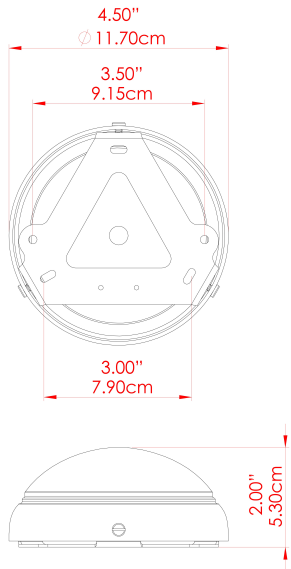
RIVALE Ceramic Wall Light

MLCMWL054POLBRSOP Polished Brass



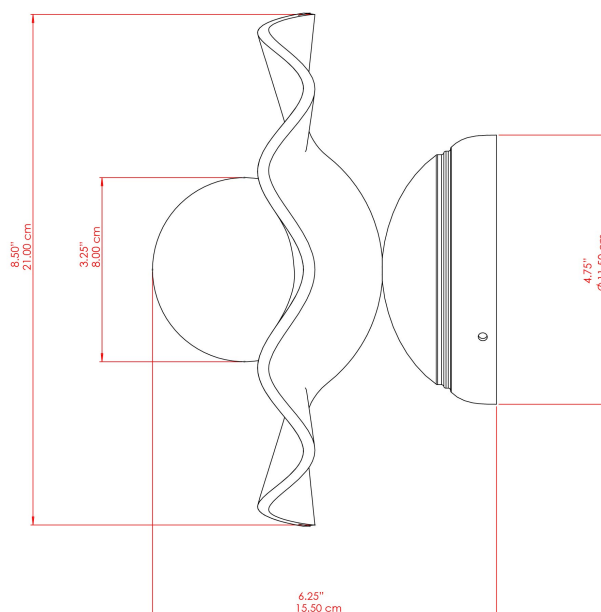
MATERIAL	Brass Ceramic Glass
HEIGHT	n/a
WIDTH DIAMETER	21cm
LENGTH PROJECTION	15.5cm
WEIGHT	0.7 kg
LAMPHOLDER	G9
MAX WATTAGE	6.5W
VOLTAGE	220/240v
IP RATING	IP20
CLASS PROTECTION	Class I
SHADE	MLCS110
FLEX BAR CHAIN LENGTH	n/a
CABLE TYPE	-

FIXING BRACKET: MLWB11 | Polished Brass



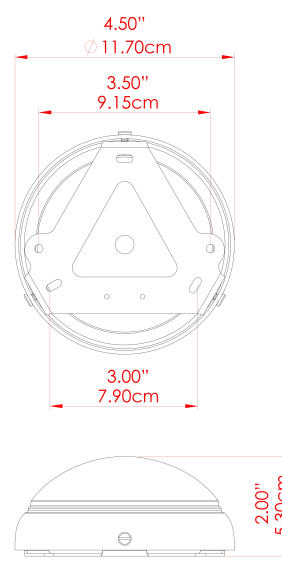
RIVALE Ceramic Wall Light

MLCMWL054SATBRSL Satin Brass



MATERIAL	Brass Ceramic Glass
HEIGHT	n/a
WIDTH DIAMETER	21cm
LENGTH PROJECTION	15.5cm
WEIGHT	0.7 kg
LAMPHOLDER	G9
MAX WATTAGE	6.5W
VOLTAGE	220/240v
IP RATING	IP20
CLASS PROTECTION	Class I
SHADE	MLCS110
FLEX BAR CHAIN LENGTH	n/a
CABLE TYPE	-

FIXING BRACKET: MLWB11 | Satin Brass

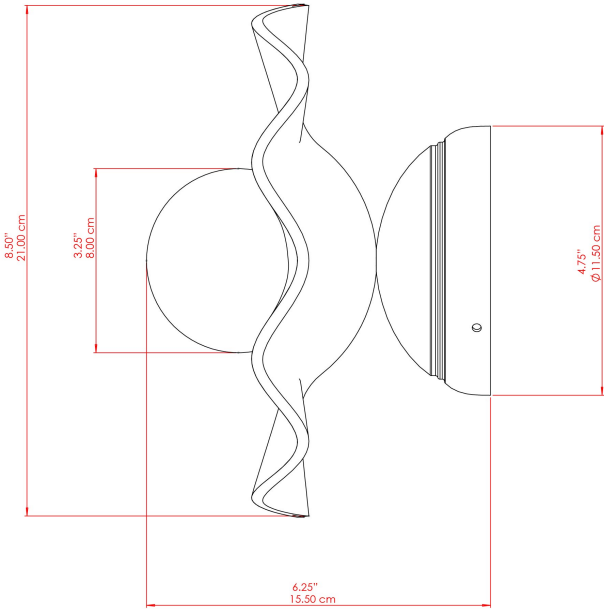


Product Notes:

1) Bulbs not included. 2) Dimensions do not include bulbs. 3) All products are individually made-to-order and therefore may differ slightly within manufacturing tolerances. 4) Cable / chain can be shortened during installation. Longer cable / chain lengths available on request. 5) Additional colour finishes may be available on request. 6) Refer to our website for a full list of terms and conditions.

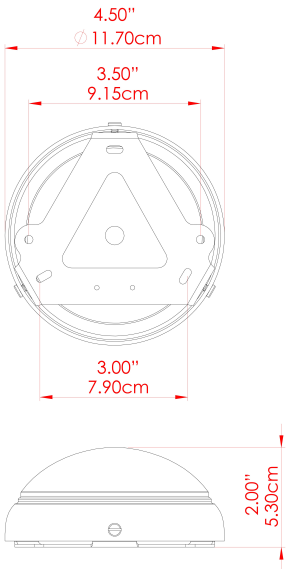
RIVALE Ceramic Wall Light

MLCMWL054SATBRSFR Satin Brass



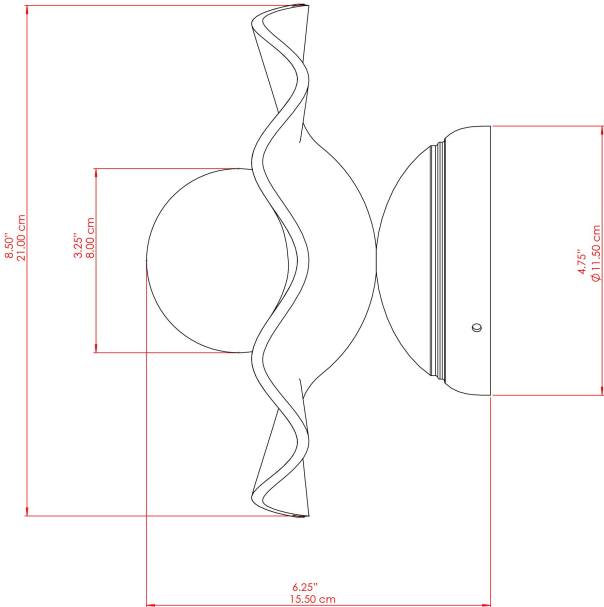
MATERIAL	Brass Ceramic Glass
HEIGHT	n/a
WIDTH DIAMETER	21cm
LENGTH PROJECTION	15.5cm
WEIGHT	0.7 kg
LAMPHOLDER	G9
MAX WATTAGE	6.5W
VOLTAGE	220/240v
IP RATING	IP20
CLASS PROTECTION	Class I
SHADE	MLCS110
FLEX BAR CHAIN LENGTH	n/a
CABLE TYPE	-

FIXING BRACKET: MLWB11 | Satin Brass



RIVALE Ceramic Wall Light

MLCMWL054SATBRSOP Satin Brass



MATERIAL	Brass Ceramic Glass
HEIGHT	n/a
WIDTH DIAMETER	21cm
LENGTH PROJECTION	15.5cm
WEIGHT	0.7 kg
LAMPHOLDER	G9
MAX WATTAGE	6.5W
VOLTAGE	220/240v
IP RATING	IP20
CLASS PROTECTION	Class I
SHADE	MLCS110
FLEX BAR CHAIN LENGTH	n/a
CABLE TYPE	-

FIXING BRACKET: MLWB11 | Satin Brass

