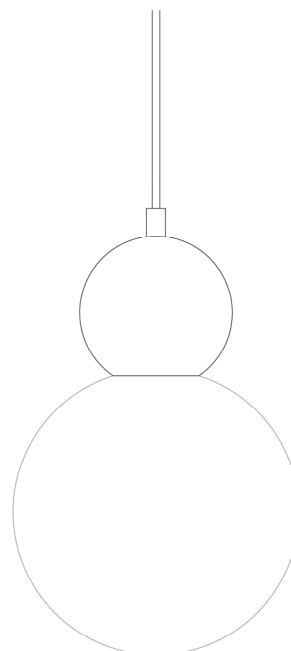




HELENA Pendant

MLP460ANTBRSCS Antique Brass



MATERIAL Brass | Steel | Glass

HEIGHT 24cm | 9.45"

WIDTH | DIAMETER 15cm | 5.91"

LENGTH | PROJECTION n/a

WEIGHT 1kg | 2.2lb

LAMPHOLDER G9

MAX WATTAGE 6.5W

VOLTAGE 220/240v

IP RATING IP20

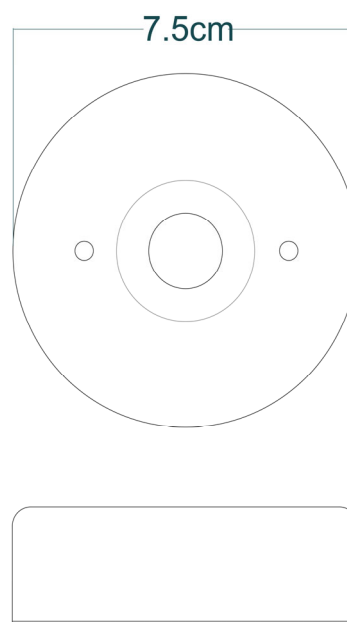
CLASS PROTECTION 1

SHADE GL170

FLEX | BAR | CHAIN LENGT 100cm | 40"

CABLE TYPE MLCA002 | 2 Core Twist | Brown Braid | PVC

Fixing Bracket MLWB13 | Antique Brass



www.mullanlighting.com

Product Notes:

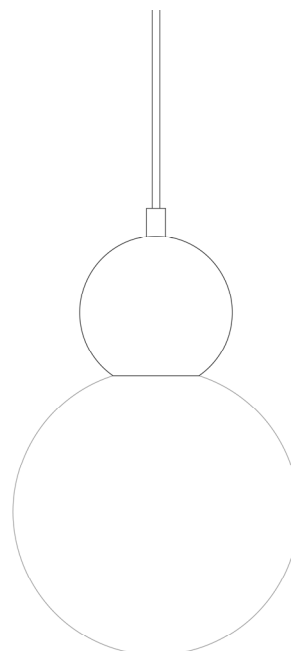
1) Lamps not included with light fixture. 2) All products are individually hand crafted, therefore may differ slightly within manufacturing tolerances. 3) Please refer to: <http://www.mullanlighting.com/terms> for full list of Terms & Conditions. 4) Cable/Chain can be shortened during installation. 5) Longer Cable/Chain available on request. 6) Additional colour finishes available on request. 7.) Dimensions do not include lamps. 8.) Products wired to UL standards will operate at 110/120v with the appropriate lampholders.





HELENA Pendant

MLP460ANTBRSFR Antique Brass



MATERIAL Brass | Steel | Glass

HEIGHT 24cm | 9.45"

WIDTH | DIAMETER 15cm | 5.91"

LENGTH | PROJECTION n/a

WEIGHT 1kg | 2.2lb

LAMPHOLDER G9

MAX WATTAGE 6.5W

VOLTAGE 220/240v

IP RATING IP20

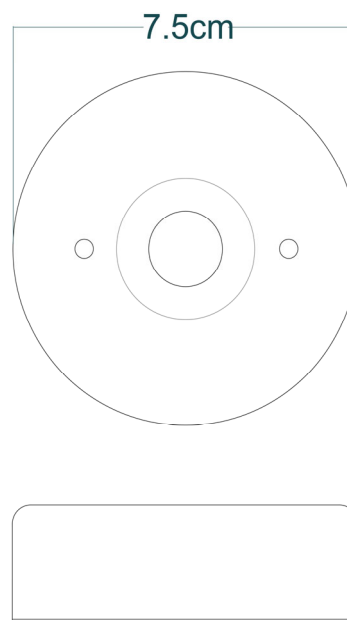
CLASS PROTECTION 1

SHADE GL171

FLEX | BAR | CHAIN LENGT 100cm | 40"

CABLE TYPE MLCA002 | 2 Core Twist | Brown Braid | PVC

Fixing Bracket MLWB13 | Antique Brass



www.mullanlighting.com

Product Notes:

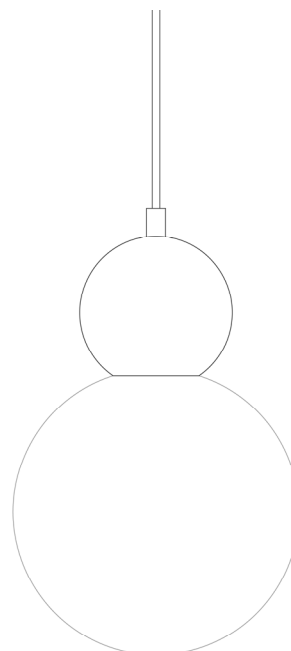
1) Lamps not included with light fixture. 2) All products are individually hand crafted, therefore may differ slightly within manufacturing tolerances. 3) Please refer to: <http://www.mullanlighting.com/terms> for full list of Terms & Conditions. 4) Cable/Chain can be shortened during installation. 5) Longer Cable/Chain available on request. 6) Additional colour finishes available on request. 7.) Dimensions do not include lamps. 8.) Products wired to UL standards will operate at 110/120v with the appropriate lampholders.





HELENA Pendant

MLP460ANTSLVCL Antique Silver



MATERIAL Brass | Steel | Glass

HEIGHT 24cm | 9.45"

WIDTH | DIAMETER 15cm | 5.91"

LENGTH | PROJECTION n/a

WEIGHT 1kg | 2.2lb

LAMPHOLDER G9

MAX WATTAGE 6.5W

VOLTAGE 220/240v

IP RATING IP20

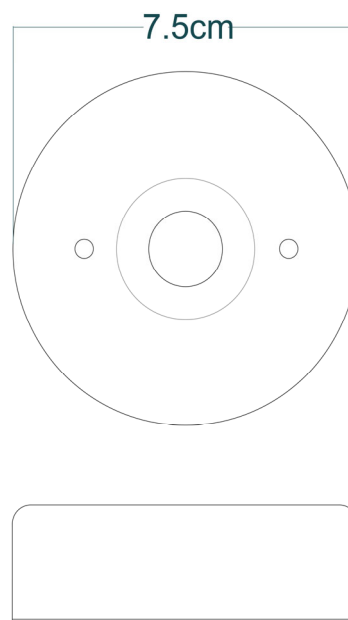
CLASS PROTECTION 1

SHADE GL170

FLEX | BAR | CHAIN LENGT 100cm | 40"

CABLE TYPE MLCA001 | 2 Core Twist | Black Braid | PVC

Fixing Bracket MLWB13 | Antique Silver



www.mullanlighting.com

Product Notes:

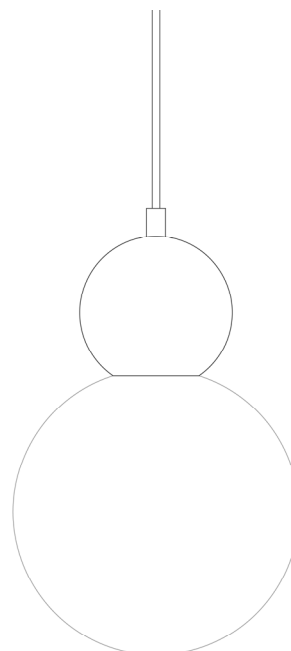
1) Lamps not included with light fixture. 2) All products are individually hand crafted, therefore may differ slightly within manufacturing tolerances. 3) Please refer to: <http://www.mullanlighting.com/terms> for full list of Terms & Conditions. 4) Cable/Chain can be shortened during installation. 5) Longer Cable/Chain available on request. 6) Additional colour finishes available on request. 7.) Dimensions do not include lamps. 8.) Products wired to UL standards will operate at 110/120v with the appropriate lampholders.





HELENA Pendant

MLP460ANTSLVFR Antique Silver



MATERIAL Brass | Steel | Glass

HEIGHT 24cm | 9.45"

WIDTH | DIAMETER 15cm | 5.91"

LENGTH | PROJECTION n/a

WEIGHT 1kg | 2.2lb

LAMPHOLDER G9

MAX WATTAGE 6.5W

VOLTAGE 220/240v

IP RATING IP20

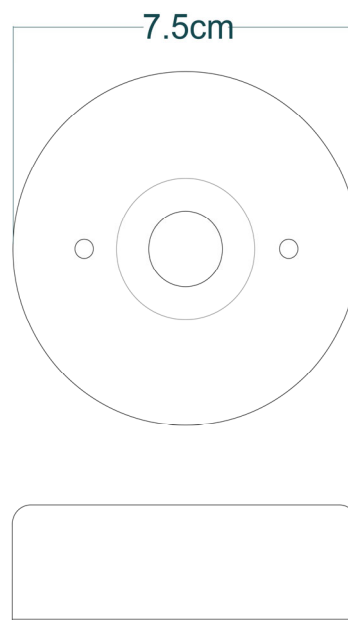
CLASS PROTECTION 1

SHADE GL171

FLEX | BAR | CHAIN LENGT 100cm | 40"

CABLE TYPE MLCA001 | 2 Core Twist | Black Braid | PVC

Fixing Bracket MLWB13 | Antique Silver



www.mullanlighting.com

Product Notes:

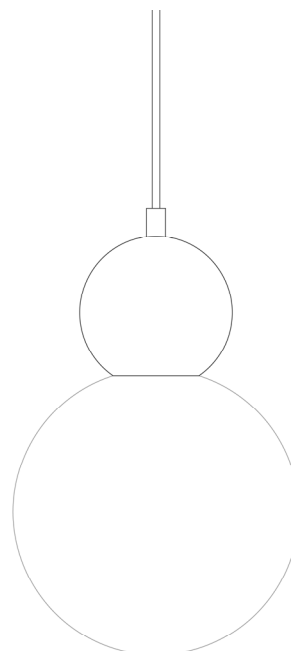
1) Lamps not included with light fixture. 2) All products are individually hand crafted, therefore may differ slightly within manufacturing tolerances. 3) Please refer to: <http://www.mullanlighting.com/terms> for full list of Terms & Conditions. 4) Cable/Chain can be shortened during installation. 5) Longer Cable/Chain available on request. 6) Additional colour finishes available on request. 7.) Dimensions do not include lamps. 8.) Products wired to UL standards will operate at 110/120v with the appropriate lampholders.





HELENA Pendant

MLP460POLBRSCl Polished Brass



MATERIAL Brass | Steel | Glass

HEIGHT 24cm | 9.45"

WIDTH | DIAMETER 15cm | 5.91"

LENGTH | PROJECTION n/a

WEIGHT 1kg | 2.2lb

LAMPHOLDER G9

MAX WATTAGE 6.5W

VOLTAGE 220/240v

IP RATING IP20

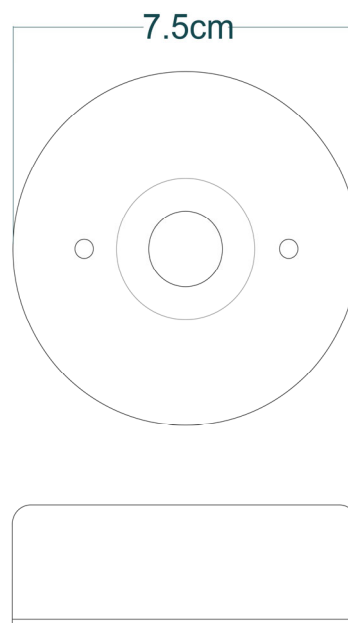
CLASS PROTECTION 1

SHADE GL170

FLEX | BAR | CHAIN LENGT 100cm | 40"

CABLE TYPE MLCA001 | 2 Core Twist | Black Braid | PVC

Fixing Bracket MLWB13 | Polished Brass



www.mullanlighting.com

Product Notes:

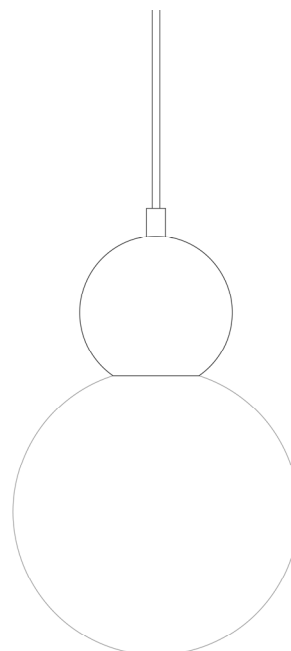
1) Lamps not included with light fixture. 2) All products are individually hand crafted, therefore may differ slightly within manufacturing tolerances. 3) Please refer to: <http://www.mullanlighting.com/terms> for full list of Terms & Conditions. 4) Cable/Chain can be shortened during installation. 5) Longer Cable/Chain available on request. 6) Additional colour finishes available on request. 7.) Dimensions do not include lamps. 8.) Products wired to UL standards will operate at 110/120v with the appropriate lampholders.





HELENA Pendant

MLP460POLBRSFR Polished Brass



MATERIAL Brass | Steel | Glass

HEIGHT 24cm | 9.45"

WIDTH | DIAMETER 15cm | 5.91"

LENGTH | PROJECTION n/a

WEIGHT 1kg | 2.2lb

LAMPHOLDER G9

MAX WATTAGE 6.5W

VOLTAGE 220/240v

IP RATING IP20

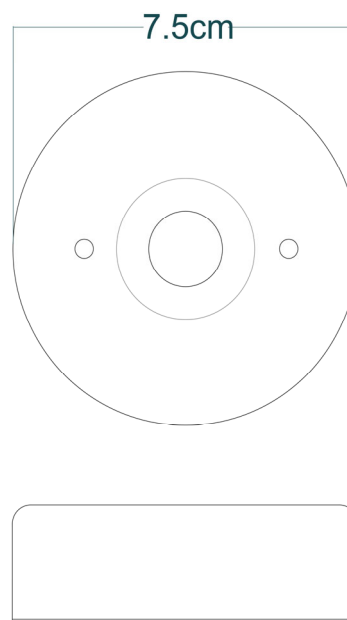
CLASS PROTECTION 1

SHADE GL171

FLEX | BAR | CHAIN LENGT 100cm | 40"

CABLE TYPE MLCA001 | 2 Core Twist | Black Braid | PVC

Fixing Bracket MLWB13 | Polished Brass



www.mullanlighting.com

Product Notes:

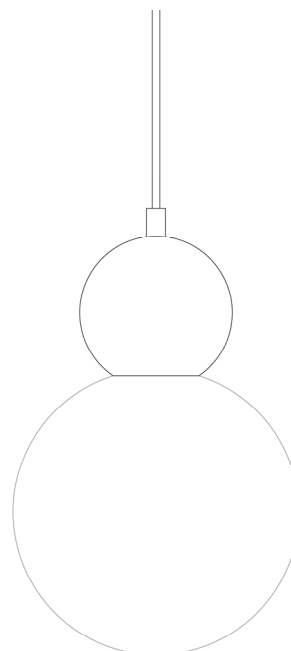
1) Lamps not included with light fixture. 2) All products are individually hand crafted, therefore may differ slightly within manufacturing tolerances. 3) Please refer to: <http://www.mullanlighting.com/terms> for full list of Terms & Conditions. 4) Cable/Chain can be shortened during installation. 5) Longer Cable/Chain available on request. 6) Additional colour finishes available on request. 7.) Dimensions do not include lamps. 8.) Products wired to UL standards will operate at 110/120v with the appropriate lampholders.





HELENA Pendant

MLP460SATBRSCl Satin Brass



MATERIAL Brass | Steel | Glass

HEIGHT 24cm | 9.45"

WIDTH | DIAMETER 15cm | 5.91"

LENGTH | PROJECTION n/a

WEIGHT 1kg | 2.2lb

LAMPHOLDER G9

MAX WATTAGE 6.5W

VOLTAGE 220/240v

IP RATING IP20

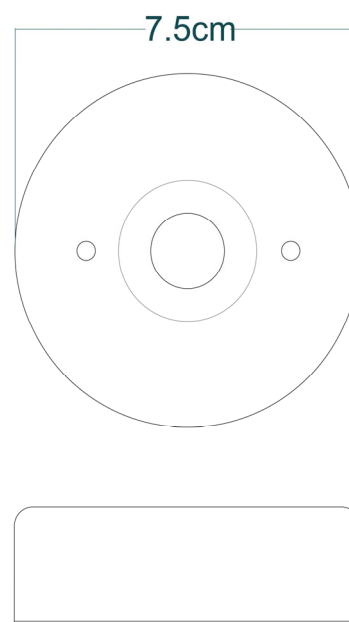
CLASS PROTECTION 1

SHADE GL170

FLEX | BAR | CHAIN LENGT 100cm | 40"

CABLE TYPE MLCA001 | 2 Core Twist | Black Braid | PVC

Fixing Bracket MLWB13 | Satin Brass



www.mullanlighting.com

Product Notes:


1) Lamps not included with light fixture. 2) All products are individually hand crafted, therefore may differ slightly within manufacturing tolerances. 3) Please refer to: <http://www.mullanlighting.com/terms> for full list of Terms & Conditions. 4) Cable/Chain can be shortened during installation. 5) Longer Cable/Chain available on request. 6) Additional colour finishes available on request. 7.) Dimensions do not include lamps. 8.) Products wired to UL standards will operate at 110/120v with the appropriate lampholders.





HELENA Pendant

MLP460SATBRSFR Satin Brass



MATERIAL Brass | Steel | Glass

HEIGHT 24cm | 9.45"

WIDTH | DIAMETER 15cm | 5.91"

LENGTH | PROJECTION n/a

WEIGHT 1kg | 2.2lb

LAMPHOLDER G9

MAX WATTAGE 6.5W

VOLTAGE 220/240v

IP RATING IP20

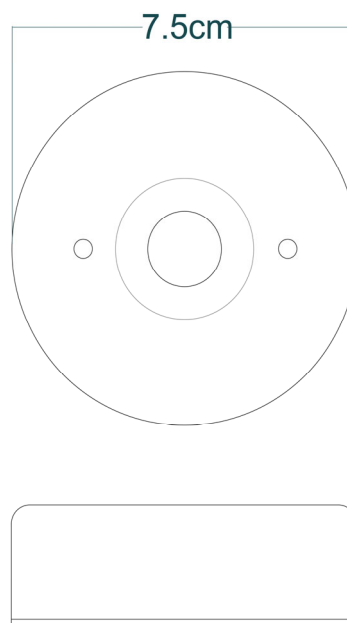
CLASS PROTECTION 1

SHADE GL171

FLEX | BAR | CHAIN LENGT 100cm | 40"

CABLE TYPE MLCA001 | 2 Core Twist | Black Braid | PVC

Fixing Bracket MLWB13 | Satin Brass



www.mullanlighting.com

Product Notes:

1) Lamps not included with light fixture. 2) All products are individually hand crafted, therefore may differ slightly within manufacturing tolerances. 3) Please refer to: <http://www.mullanlighting.com/terms> for full list of Terms & Conditions. 4) Cable/Chain can be shortened during installation. 5) Longer Cable/Chain available on request. 6) Additional colour finishes available on request. 7.) Dimensions do not include lamps. 8.) Products wired to UL standards will operate at 110/120v with the appropriate lampholders.

