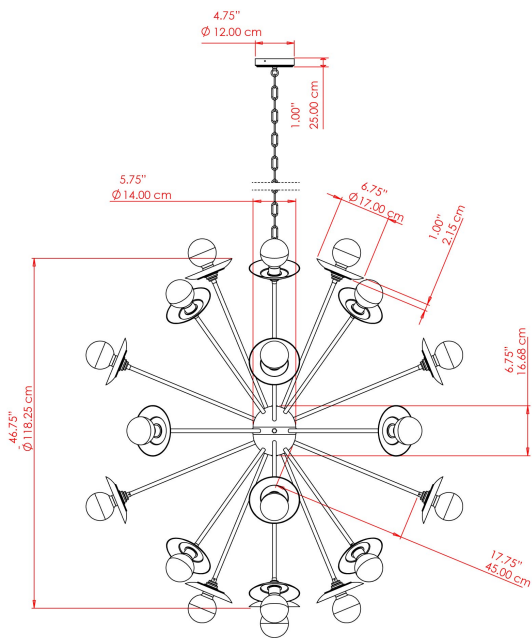


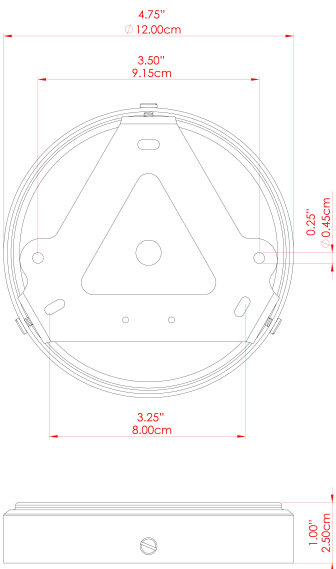
TOKYO Chandelier

MLF186ANTBRS Antique Brass



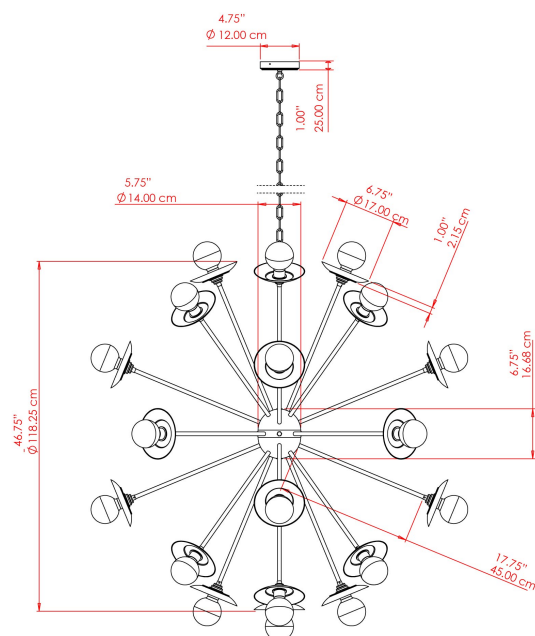
|                           |                                      |
|---------------------------|--------------------------------------|
| MATERIAL                  | Brass                                |
| HEIGHT                    | 120cm                                |
| WIDTH   DIAMETER          | 110cm                                |
| LENGTH   PROJECTION       | n/a                                  |
| WEIGHT                    | 16 kg                                |
| LAMPHOLDER                | E27                                  |
| MAX WATTAGE               | 40W                                  |
| VOLTAGE                   | 220/240v                             |
| IP RATING                 | IP20                                 |
| CLASS PROTECTION          | Class I                              |
| SHADE                     | -                                    |
| FLEX   BAR   CHAIN LENGTH | 100cm                                |
| CABLE TYPE                | MLCA036   3 Core Round   Brown   PVC |

FIXING BRACKET: MLWB17| Antique Brass



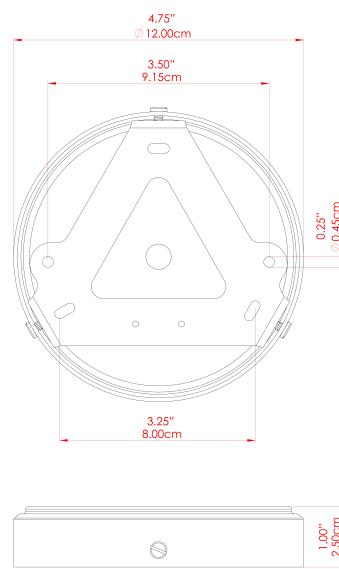
## TOKYO Chandelier

MLF186ANTSLV Antique Silver



|                           |                                      |
|---------------------------|--------------------------------------|
| MATERIAL                  | Brass                                |
| HEIGHT                    | 120cm                                |
| WIDTH   DIAMETER          | 110cm                                |
| LENGTH   PROJECTION       | n/a                                  |
| WEIGHT                    | 16 kg                                |
| LAMPHOLDER                | E27                                  |
| MAX WATTAGE               | 40W                                  |
| VOLTAGE                   | 220/240v                             |
| IP RATING                 | IP20                                 |
| CLASS PROTECTION          | Class I                              |
| SHADE                     | -                                    |
| FLEX   BAR   CHAIN LENGTH | 100cm                                |
| CABLE TYPE                | MLCA013   3 Core Round   Clear   PVC |

FIXING BRACKET: MLWB17| Antique Silver

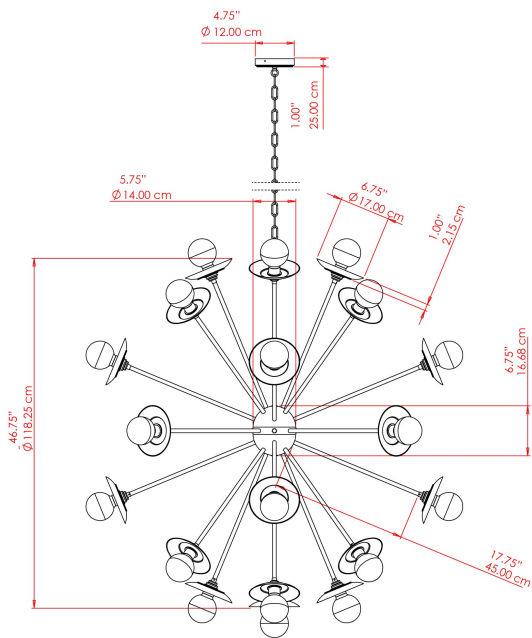


**Product Notes:**

1) Bulbs not included. 2) Dimensions do not include bulbs. 3) All products are individually made-to-order and therefore may differ slightly within manufacturing tolerances. 4) Cable / chain can be shortened during installation. Longer cable / chain lengths available on request. 5) Additional colour finishes may be available on request. 6) Refer to our website for a full list of terms and conditions.

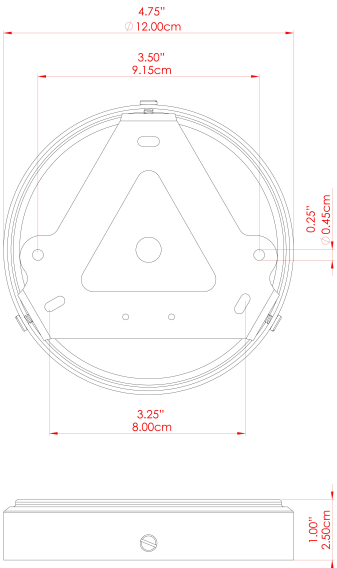
TOKYO Chandelier

MLF186POLBRS Polished Brass



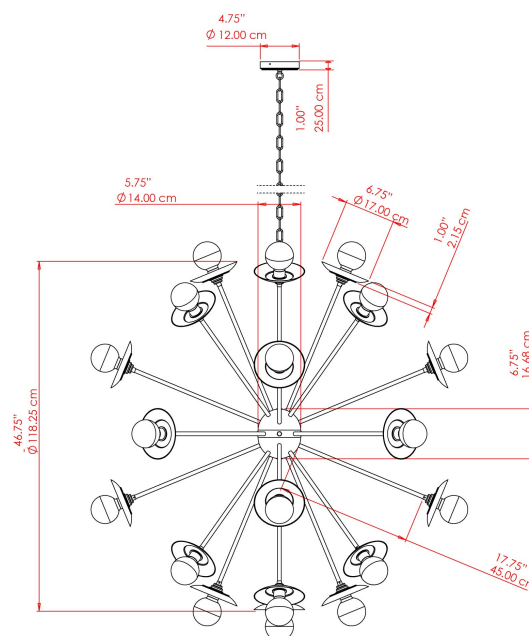
|                           |                                     |
|---------------------------|-------------------------------------|
| MATERIAL                  | Brass                               |
| HEIGHT                    | 120cm                               |
| WIDTH   DIAMETER          | 110cm                               |
| LENGTH   PROJECTION       | n/a                                 |
| WEIGHT                    | 16 kg                               |
| LAMPHOLDER                | E27                                 |
| MAX WATTAGE               | 40W                                 |
| VOLTAGE                   | 220/240v                            |
| IP RATING                 | IP20                                |
| CLASS PROTECTION          | Class I                             |
| SHADE                     | -                                   |
| FLEX   BAR   CHAIN LENGTH | 100cm                               |
| CABLE TYPE                | MLCA012   3 Core Round   Gold   PVC |

FIXING BRACKET: MLWB17| Polished Brass



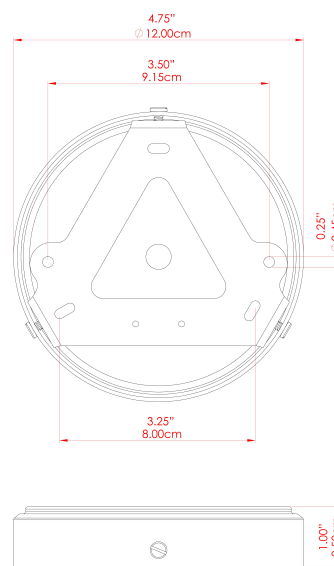
## TOKYO Chandelier

MLF186SATBRS Satin Brass



|                           |                                     |
|---------------------------|-------------------------------------|
| MATERIAL                  | Brass                               |
| HEIGHT                    | 120cm                               |
| WIDTH   DIAMETER          | 110cm                               |
| LENGTH   PROJECTION       | n/a                                 |
| WEIGHT                    | 16 kg                               |
| LAMPHOLDER                | E27                                 |
| MAX WATTAGE               | 40W                                 |
| VOLTAGE                   | 220/240v                            |
| IP RATING                 | IP20                                |
| CLASS PROTECTION          | Class I                             |
| SHADE                     | -                                   |
| FLEX   BAR   CHAIN LENGTH | 100cm                               |
| CABLE TYPE                | MLCA012   3 Core Round   Gold   PVC |

### FIXING BRACKET: MLWB17| Satin Brass



#### Product Notes:

1) Bulbs not included. 2) Dimensions do not include bulbs. 3) All products are individually made-to-order and therefore may differ slightly within manufacturing tolerances. 4) Cable / chain can be shortened during installation. Longer cable / chain lengths available on request. 5) Additional colour finishes may be available on request. 6) Refer to our website for a full list of terms and conditions.