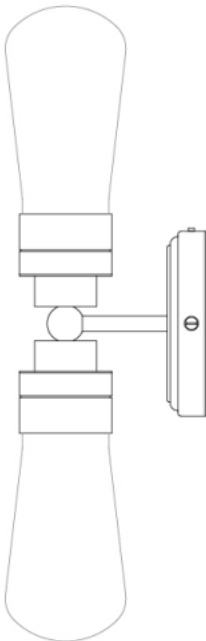


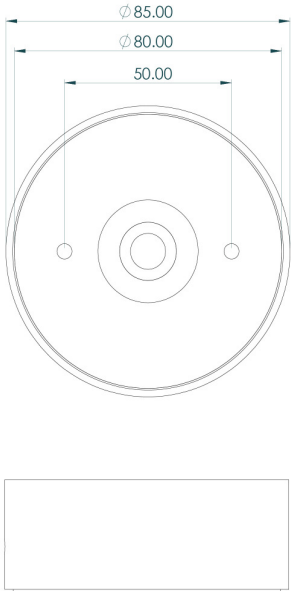
ARA Bathroom Light

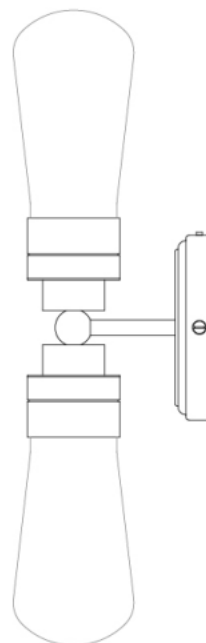
MLBWL103ANTBRSCl Antique Brass



| | |
|---------------------------|------------------------|
| MATERIAL | Brass Glass |
| HEIGHT | 12cm 4.72" |
| WIDTH DIAMETER | 40cm 15.75" |
| LENGTH PROJECTION | 9.5cm 3.74" |
| WEIGHT | 1.7KG 3.75lbs |
| LAMP HOLDER | E27 or E26 * |
| MAX WATTAGE | 6.5W x 2 |
| VOLTAGE | 220/240v or 110/120v * |
| IP RATING | 65 |
| CLASS PROTECTION | I |
| SHADE CODE | GLWP01 x 2 |
| CABLE CHAIN BAR LENGT | n/a |
| CABLE TYPE | - |

Fixing Bracket MLWB13 | Antique Brass
* Fixing bracket may differ for UL wired products.





MATERIAL Brass | Glass

HEIGHT 12cm | 4.72"

WIDTH | DIAMETER 40cm | 15.75"

LENGTH | PROJECTION 9.5cm | 3.74"

WEIGHT 1.7KG | 3.75lbs

LAMP HOLDER E27 or E26 *

MAX WATTAGE 6.5W x 2

VOLTAGE 220/240v or 110/120v *

IP RATING 65

CLASS PROTECTION I

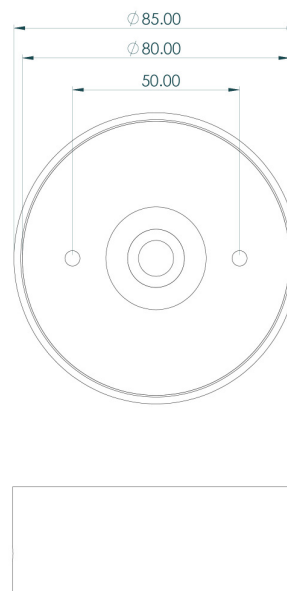
SHADE CODE GLWP02 x 2

CABLE | CHAIN | BAR LENGT n/a

CABLE TYPE -

Fixing Bracket MLWB13 | Antique Brass

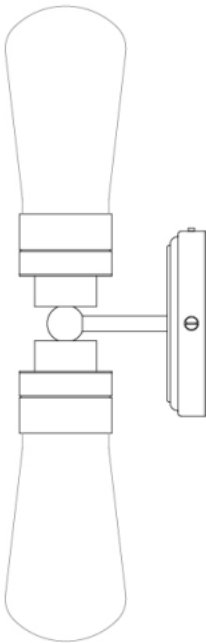
* Fixing bracket may differ for UL wired products.





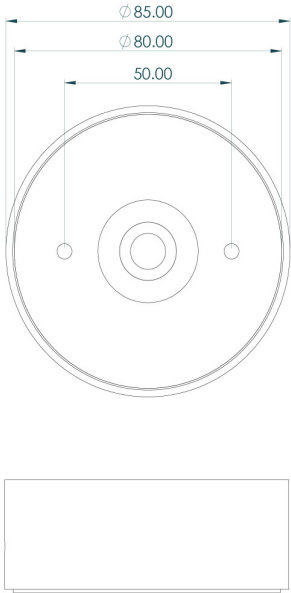
ARA Bathroom Light

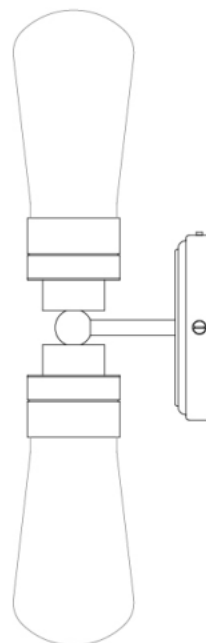
MLBWL103ANTSLVCL Antique Silver



| | |
|---------------------------|------------------------|
| MATERIAL | Brass Glass |
| HEIGHT | 12cm 4.72" |
| WIDTH DIAMETER | 40cm 15.75" |
| LENGTH PROJECTION | 9.5cm 3.74" |
| WEIGHT | 1.7KG 3.75lbs |
| LAMP HOLDER | E27 or E26 * |
| MAX WATTAGE | 6.5W x 2 |
| VOLTAGE | 220/240v or 110/120v * |
| IP RATING | 65 |
| CLASS PROTECTION | I |
| SHADE CODE | GLWP01 |
| CABLE CHAIN BAR LENGT | n/a |
| CABLE TYPE | - |

Fixing Bracket MLWB13 | Antique Silver
* Fixing bracket may differ for UL wired products.

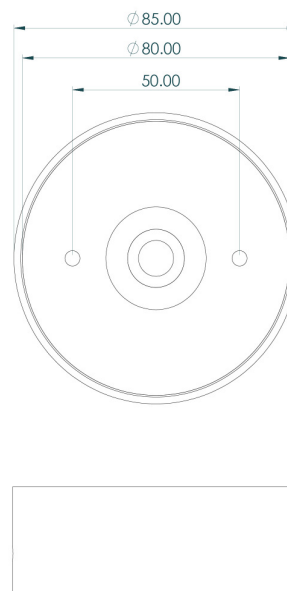




| | |
|---------------------------|------------------------|
| MATERIAL | Brass Glass |
| HEIGHT | 12cm 4.72" |
| WIDTH DIAMETER | 40cm 15.75" |
| LENGTH PROJECTION | 9.5cm 3.74" |
| WEIGHT | 1.7KG 3.75lbs |
| LAMP HOLDER | E27 or E26 * |
| MAX WATTAGE | 6.5W x 2 |
| VOLTAGE | 220/240v or 110/120v * |
| IP RATING | 65 |
| CLASS PROTECTION | I |
| SHADE CODE | GLWP02 x 2 |
| CABLE CHAIN BAR LENGT | n/a |
| CABLE TYPE | - |

Fixing Bracket MLWB13 | Antique Silver

* Fixing bracket may differ for UL wired products.



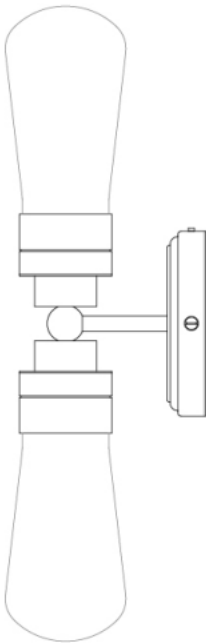
Product Notes:

1) Bulbs not included. 2) Dimensions do not include bulbs. 3) All products are individually made-to-order and therefore may differ slightly within manufacturing tolerances. 4) Cable / chain can be shortened during installation. Longer cable / chain lengths available on request. 5) Additional colour finishes may be available on request. 6) UL wired products operate at 110/120v with the appropriate lamp holder. 7) Twisted cable is not available for UL wired products. Round cable in black or brown only is supplied instead. 8) Refer to our website for a full list of terms and conditions.



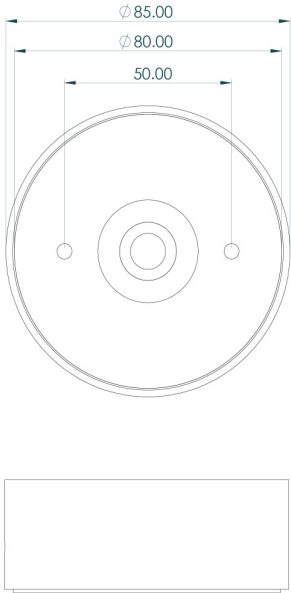
ARA Bathroom Light

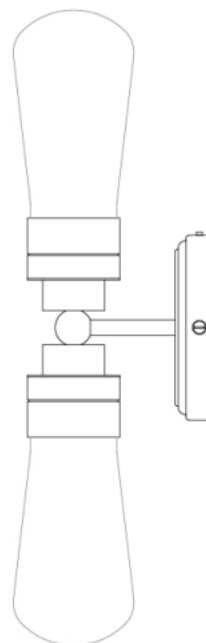
MLBWL103NATBRSC Natural Brass



| | |
|---------------------------|------------------------|
| MATERIAL | Brass Glass |
| HEIGHT | 12cm 4.72" |
| WIDTH DIAMETER | 40cm 15.75" |
| LENGTH PROJECTION | 9.5cm 3.74" |
| WEIGHT | 1.7KG 3.75lbs |
| LAMP HOLDER | E27 or E26 * |
| MAX WATTAGE | 6.5W x 2 |
| VOLTAGE | 220/240v or 110/120v * |
| IP RATING | 65 |
| CLASS PROTECTION | I |
| SHADE CODE | GLWP01 |
| CABLE CHAIN BAR LENGT | n/a |
| CABLE TYPE | - |

Fixing Bracket MLWB13 | Natural Brass
* Fixing bracket may differ for UL wired products.

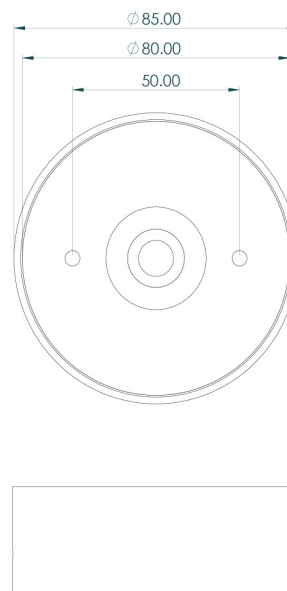




| | |
|---------------------------|------------------------|
| MATERIAL | Brass Glass |
| HEIGHT | 12cm 4.72" |
| WIDTH DIAMETER | 40cm 15.75" |
| LENGTH PROJECTION | 9.5cm 3.74" |
| WEIGHT | 1.7KG 3.75lbs |
| LAMP HOLDER | E27 or E26 * |
| MAX WATTAGE | 6.5W x 2 |
| VOLTAGE | 220/240v or 110/120v * |
| IP RATING | 65 |
| CLASS PROTECTION | I |
| SHADE CODE | GLWP02 x 2 |
| CABLE CHAIN BAR LENGT | n/a |
| CABLE TYPE | - |

Fixing Bracket MLWB13 | Natural Brass

* Fixing bracket may differ for UL wired products.



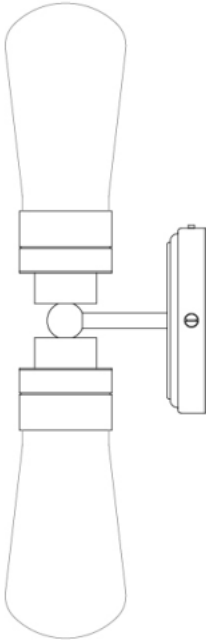
Product Notes:

1) Bulbs not included. 2) Dimensions do not include bulbs. 3) All products are individually made-to-order and therefore may differ slightly within manufacturing tolerances. 4) Cable / chain can be shortened during installation. Longer cable / chain lengths available on request. 5) Additional colour finishes may be available on request. 6) UL wired products operate at 110/120v with the appropriate lamp holder. 7) Twisted cable is not available for UL wired products. Round cable in black or brown only is supplied instead. 8) Refer to our website for a full list of terms and conditions.



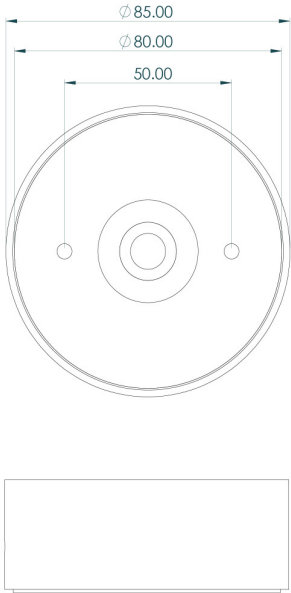
ARA Bathroom Light

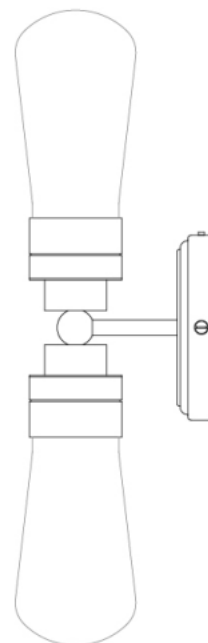
MLBWL103PCMBKCL Matt Black



| | |
|---------------------------|------------------------|
| MATERIAL | Brass Glass |
| HEIGHT | 12cm 4.72" |
| WIDTH DIAMETER | 40cm 15.75" |
| LENGTH PROJECTION | 14cm 5.51" |
| WEIGHT | 1.7KG 3.75lbs |
| LAMP HOLDER | E27 or E26 * |
| MAX WATTAGE | 6.5W x 2 |
| VOLTAGE | 220/240v or 110/120v * |
| IP RATING | 65 |
| CLASS PROTECTION | I |
| SHADE CODE | GLWP01 |
| CABLE CHAIN BAR LENGT | n/a |
| CABLE TYPE | - |

Fixing Bracket MLWB13 | Matt Black
* Fixing bracket may differ for UL wired products.

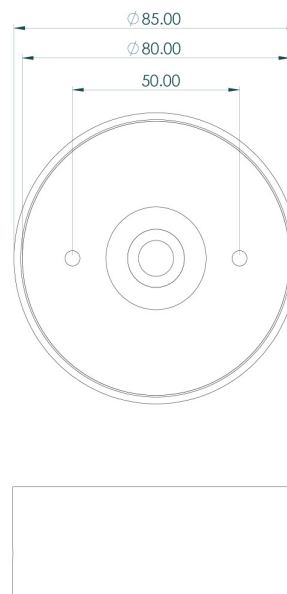




| | |
|---------------------------|------------------------|
| MATERIAL | Brass Glass |
| HEIGHT | 12cm 4.72" |
| WIDTH DIAMETER | 40cm 15.75" |
| LENGTH PROJECTION | 14cm 5.51" |
| WEIGHT | 1.7KG 3.75lbs |
| LAMP HOLDER | E27 or E26 * |
| MAX WATTAGE | 6.5W x 2 |
| VOLTAGE | 220/240v or 110/120v * |
| IP RATING | 65 |
| CLASS PROTECTION | I |
| SHADE CODE | GLWP02 x 2 |
| CABLE CHAIN BAR LENGT | n/a |
| CABLE TYPE | - |

Fixing Bracket MLWB13 | Matt Black

* Fixing bracket may differ for UL wired products.

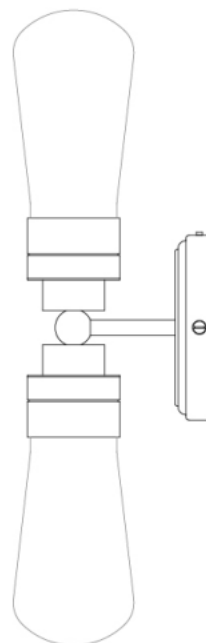


Product Notes:

1) Bulbs not included. 2) Dimensions do not include bulbs. 3) All products are individually made-to-order and therefore may differ slightly within manufacturing tolerances. 4) Cable / chain can be shortened during installation. Longer cable / chain lengths available on request. 5) Additional colour finishes may be available on request. 6) UL wired products operate at 110/120v with the appropriate lamp holder. 7) Twisted cable is not available for UL wired products. Round cable in black or brown only is supplied instead. 8) Refer to our website for a full list of terms and conditions.

ARA Bathroom Light

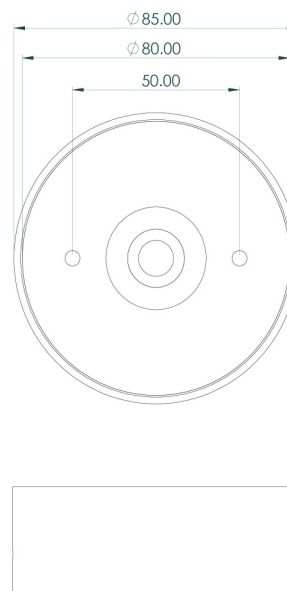
MLBWL103PCWTECL White



| | |
|---------------------------|------------------------|
| MATERIAL | Brass Glass |
| HEIGHT | 12cm 4.72" |
| WIDTH DIAMETER | 40cm 15.75" |
| LENGTH PROJECTION | 14cm 5.51" |
| WEIGHT | 1.7KG 3.75lbs |
| LAMP HOLDER | E27 or E26 * |
| MAX WATTAGE | 6.5W x 2 |
| VOLTAGE | 220/240v or 110/120v * |
| IP RATING | 65 |
| CLASS PROTECTION | I |
| SHADE CODE | GLWP01 |
| CABLE CHAIN BAR LENGT | n/a |
| CABLE TYPE | - |

Fixing Bracket MLWB13 | White

* Fixing bracket may differ for UL wired products.

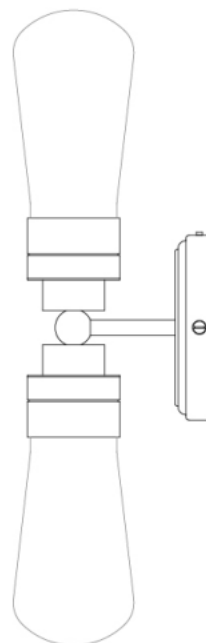


Product Notes:

1) Bulbs not included. 2) Dimensions do not include bulbs. 3) All products are individually made-to-order and therefore may differ slightly within manufacturing tolerances. 4) Cable / chain can be shortened during installation. Longer cable / chain lengths available on request. 5) Additional colour finishes may be available on request. 6) UL wired products operate at 110/120v with the appropriate lamp holder. 7) Twisted cable is not available for UL wired products. Round cable in black or brown only is supplied instead. 8) Refer to our website for a full list of terms and conditions.

ARA Bathroom Light

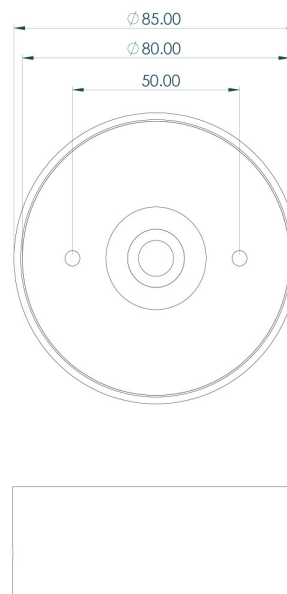
MLBWL103PCWTEOP White



| | |
|---------------------------|------------------------|
| MATERIAL | Brass Glass |
| HEIGHT | 12cm 4.72" |
| WIDTH DIAMETER | 40cm 15.75" |
| LENGTH PROJECTION | 14cm 5.51" |
| WEIGHT | 1.7KG 3.75lbs |
| LAMP HOLDER | E27 or E26 * |
| MAX WATTAGE | 6.5W x 2 |
| VOLTAGE | 220/240v or 110/120v * |
| IP RATING | 65 |
| CLASS PROTECTION | I |
| SHADE CODE | GLWP02 x 2 |
| CABLE CHAIN BAR LENGT | n/a |
| CABLE TYPE | - |

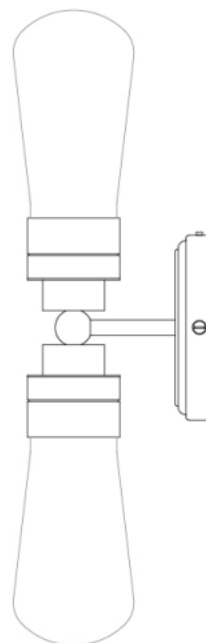
Fixing Bracket MLWB13 | White

* Fixing bracket may differ for UL wired products.



Product Notes:

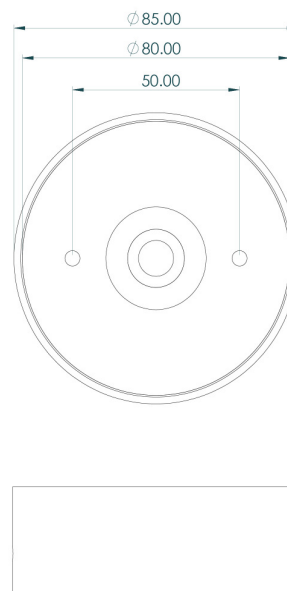
1) Bulbs not included. 2) Dimensions do not include bulbs. 3) All products are individually made-to-order and therefore may differ slightly within manufacturing tolerances. 4) Cable / chain can be shortened during installation. Longer cable / chain lengths available on request. 5) Additional colour finishes may be available on request. 6) UL wired products operate at 110/120v with the appropriate lamp holder. 7) Twisted cable is not available for UL wired products. Round cable in black or brown only is supplied instead. 8) Refer to our website for a full list of terms and conditions.



| | |
|---------------------------|------------------------|
| MATERIAL | Brass Glass |
| HEIGHT | 12cm 4.72" |
| WIDTH DIAMETER | 40cm 15.75" |
| LENGTH PROJECTION | 14cm 5.51" |
| WEIGHT | 1.7KG 3.75lbs |
| LAMP HOLDER | E27 or E26 * |
| MAX WATTAGE | 6.5W x 2 |
| VOLTAGE | 220/240v or 110/120v * |
| IP RATING | 65 |
| CLASS PROTECTION | I |
| SHADE CODE | GLWP01 |
| CABLE CHAIN BAR LENGT | n/a |
| CABLE TYPE | - |

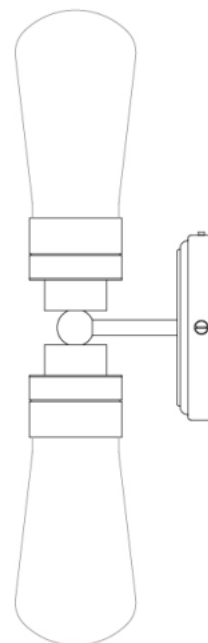
Fixing Bracket MLWB13 | Polished Brass

* Fixing bracket may differ for UL wired products.



Product Notes:

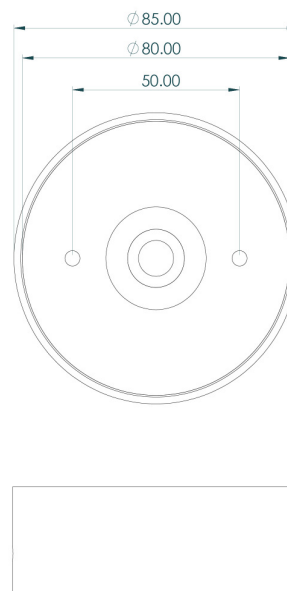
1) Bulbs not included. 2) Dimensions do not include bulbs. 3) All products are individually made-to-order and therefore may differ slightly within manufacturing tolerances. 4) Cable / chain can be shortened during installation. Longer cable / chain lengths available on request. 5) Additional colour finishes may be available on request. 6) UL wired products operate at 110/120v with the appropriate lamp holder. 7) Twisted cable is not available for UL wired products. Round cable in black or brown only is supplied instead. 8) Refer to our website for a full list of terms and conditions.



| | |
|---------------------------|------------------------|
| MATERIAL | Brass Glass |
| HEIGHT | 12cm 4.72" |
| WIDTH DIAMETER | 40cm 15.75" |
| LENGTH PROJECTION | 14cm 5.51" |
| WEIGHT | 1.7KG 3.75lbs |
| LAMP HOLDER | E27 or E26 * |
| MAX WATTAGE | 6.5W x 2 |
| VOLTAGE | 220/240v or 110/120v * |
| IP RATING | 65 |
| CLASS PROTECTION | I |
| SHADE CODE | GLWP02 x 2 |
| CABLE CHAIN BAR LENGT | n/a |
| CABLE TYPE | - |

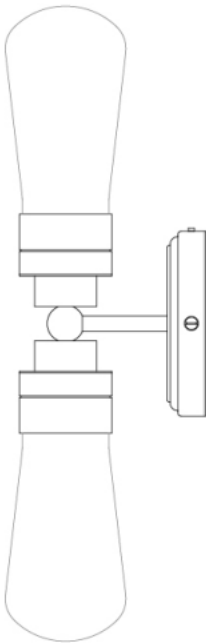
Fixing Bracket MLWB13 | Polished Brass

* Fixing bracket may differ for UL wired products.



Product Notes:

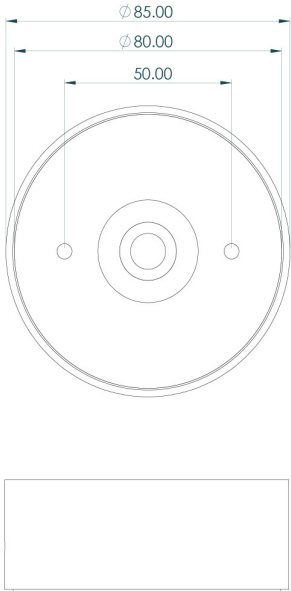
1) Bulbs not included. 2) Dimensions do not include bulbs. 3) All products are individually made-to-order and therefore may differ slightly within manufacturing tolerances. 4) Cable / chain can be shortened during installation. Longer cable / chain lengths available on request. 5) Additional colour finishes may be available on request. 6) UL wired products operate at 110/120v with the appropriate lamp holder. 7) Twisted cable is not available for UL wired products. Round cable in black or brown only is supplied instead. 8) Refer to our website for a full list of terms and conditions.

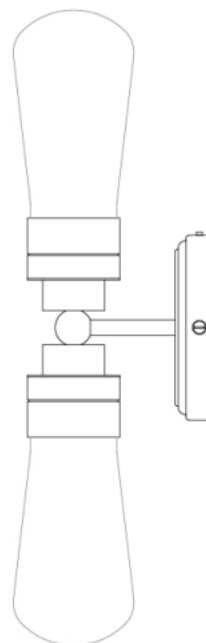


| | |
|---------------------------|------------------------|
| MATERIAL | Brass Glass |
| HEIGHT | 12cm 4.72" |
| WIDTH DIAMETER | 40cm 15.75" |
| LENGTH PROJECTION | 14cm 5.51" |
| WEIGHT | 1.7KG 3.75lbs |
| LAMP HOLDER | E27 or E26 * |
| MAX WATTAGE | 6.5W x 2 |
| VOLTAGE | 220/240v or 110/120v * |
| IP RATING | 65 |
| CLASS PROTECTION | I |
| SHADE CODE | GLWP01 |
| CABLE CHAIN BAR LENGT | n/a |
| CABLE TYPE | - |

Fixing Bracket MLWB13 | Satin Brass

* Fixing bracket may differ for UL wired products.

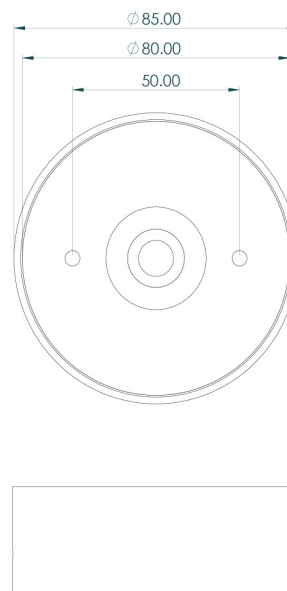




| | |
|---------------------------|------------------------|
| MATERIAL | Brass Glass |
| HEIGHT | 12cm 4.72" |
| WIDTH DIAMETER | 40cm 15.75" |
| LENGTH PROJECTION | 14cm 5.51" |
| WEIGHT | 1.7KG 3.75lbs |
| LAMP HOLDER | E27 or E26 * |
| MAX WATTAGE | 6.5W x 2 |
| VOLTAGE | 220/240v or 110/120v * |
| IP RATING | 65 |
| CLASS PROTECTION | I |
| SHADE CODE | GLWP02 x 2 |
| CABLE CHAIN BAR LENGT | n/a |
| CABLE TYPE | - |

Fixing Bracket MLWB13 | Satin Brass

* Fixing bracket may differ for UL wired products.



Product Notes:

1) Bulbs not included. 2) Dimensions do not include bulbs. 3) All products are individually made-to-order and therefore may differ slightly within manufacturing tolerances. 4) Cable / chain can be shortened during installation. Longer cable / chain lengths available on request. 5) Additional colour finishes may be available on request. 6) UL wired products operate at 110/120v with the appropriate lamp holder. 7) Twisted cable is not available for UL wired products. Round cable in black or brown only is supplied instead. 8) Refer to our website for a full list of terms and conditions.