


ROSS Wall Light

MLWL215ANTBRS    Antique Brass




MATERIAL	Brass   Glass
HEIGHT	26cm   10.24"
WIDTH   DIAMETER	19.5cm   7.68"
LENGTH   PROJECTION	14cm   5.51"
WEIGHT	2KG   4.41lbs
LAMP HOLDER	E27 or E26 *
MAX WATTAGE	60W x 1
VOLTAGE	220/240v or 110/120v *
IP RATING	54
CLASS PROTECTION	I
SHADE CODE	-
CABLE   CHAIN   BAR LENGT	n/a
CABLE TYPE	-

Fixing Bracket -

\* Fixing bracket may differ for UL wired products.

ROSS Wall Light

MLWL215ANTSLV    Antique Silver




MATERIAL	Brass   Glass
HEIGHT	26cm   10.24"
WIDTH   DIAMETER	19.5cm   7.68"
LENGTH   PROJECTION	14cm   5.51"
WEIGHT	2KG   4.41lbs
LAMP HOLDER	E27 or E26 *
MAX WATTAGE	60W x 1
VOLTAGE	220/240v or 110/120v *
IP RATING	54
CLASS PROTECTION	I
SHADE CODE	-
CABLE   CHAIN   BAR LENGT	n/a
CABLE TYPE	-

Fixing Bracket -

\* Fixing bracket may differ for UL wired products.

ROSS Wall Light

MLWL215NATBRS    Natural Brass




MATERIAL	Brass
HEIGHT	23cm   9.06"
WIDTH   DIAMETER	30cm   11.81"
LENGTH   PROJECTION	18cm   7.09"
WEIGHT	0KG   0lbs
LAMP HOLDER	E27 or E26 *
MAX WATTAGE	6.5W x 1
VOLTAGE	220/240v or 110/120v *
IP RATING	65
CLASS PROTECTION	I
SHADE CODE	-
CABLE   CHAIN   BAR LENGT	n/a
CABLE TYPE	

Fixing Bracket    MLROSE05  
\* Fixing bracket may differ for UL wired products.

ROSS Wall Light

MLWL215RAWBRS Raw Brass



MATERIAL	Brass   Glass
HEIGHT	26cm   10.24"
WIDTH   DIAMETER	19.5cm   7.68"
LENGTH   PROJECTION	14cm   5.51"
WEIGHT	2KG   4.41lbs
LAMP HOLDER	E27 or E26 *
MAX WATTAGE	60W x 1
VOLTAGE	220/240v or 110/120v *
IP RATING	54
CLASS PROTECTION	I
SHADE CODE	-
CABLE   CHAIN   BAR LENGT	n/a
CABLE TYPE	-

Fixing Bracket -

\* Fixing bracket may differ for UL wired products.