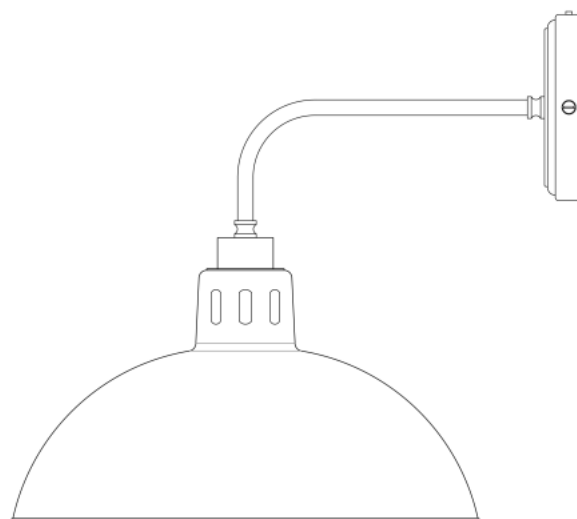


TALISE Bathroom Light

MLBWL001ANTBRSC

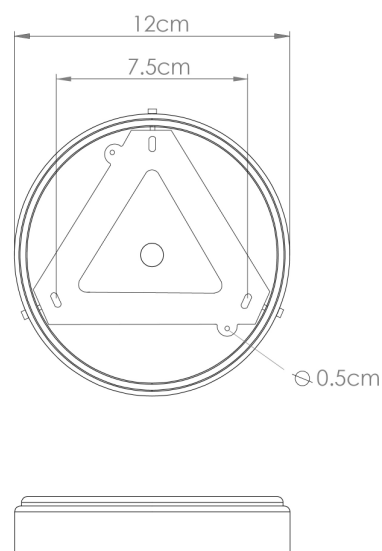
Antique Brass



MATERIAL	Brass Glass
HEIGHT	32cm 12.6"
WIDTH DIAMETER	30cm 11.81"
LENGTH PROJECTION	35cm 13.78"
WEIGHT	1.42KG 3.13lbs
LAMP HOLDER	E27 or E26 *
MAX WATTAGE	6.5W x 1
VOLTAGE	220/240v or 110/120v *
IP RATING	65
CLASS PROTECTION	II
SHADE CODE	GLWP01
CABLE CHAIN BAR LENGT	n/a
CABLE TYPE	-

Fixing Bracket MLWB17 | Antique Brass

* Fixing bracket may differ for UL wired products.



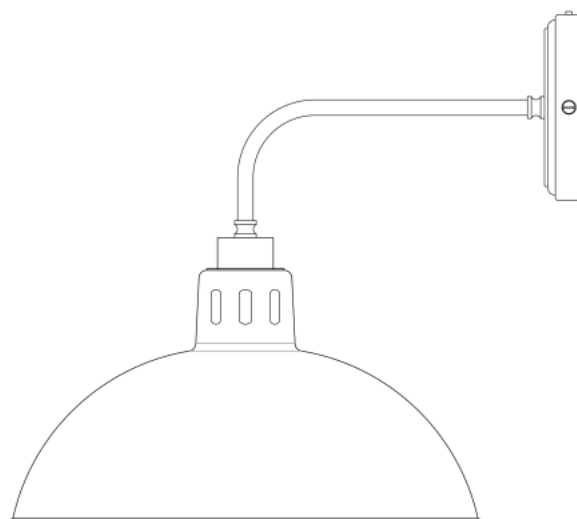
Product Notes:

1) Bulbs not included. 2) Dimensions do not include bulbs. 3) All products are individually made-to-order and therefore may differ slightly within manufacturing tolerances. 4) Cable / chain can be shortened during installation. Longer cable / chain lengths available on request. 5) Additional colour finishes may be available on request. 6) UL wired products operate at 110/120v with the appropriate lamp holder. 7) Twisted cable is not available for UL wired products. Round cable in black or brown only is supplied instead. 8) Refer to our website for a full list of terms and conditions.

TALISE Bathroom Light

MLBWL001ANTBRSOP

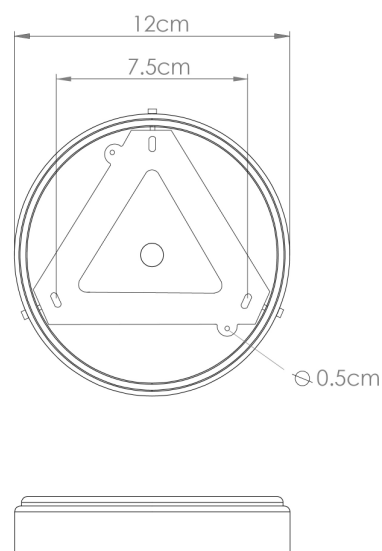
Antique Brass



MATERIAL	Brass Glass
HEIGHT	32cm 12.6"
WIDTH DIAMETER	30cm 11.81"
LENGTH PROJECTION	35cm 13.78"
WEIGHT	1.42KG 3.13lbs
LAMP HOLDER	E27 or E26 *
MAX WATTAGE	6.5W x 1
VOLTAGE	220/240v or 110/120v *
IP RATING	65
CLASS PROTECTION	II
SHADE CODE	GLWP02
CABLE CHAIN BAR LENGT	n/a
CABLE TYPE	-

Fixing Bracket MLWB17 | Antique Brass

* Fixing bracket may differ for UL wired products.



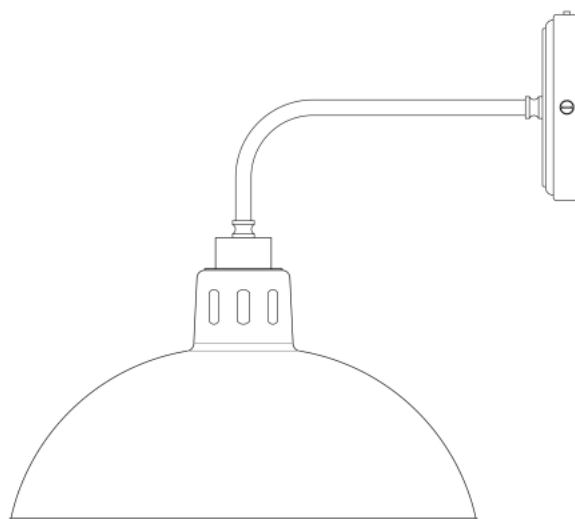
Product Notes:

1) Bulbs not included. 2) Dimensions do not include bulbs. 3) All products are individually made-to-order and therefore may differ slightly within manufacturing tolerances. 4) Cable / chain can be shortened during installation. Longer cable / chain lengths available on request. 5) Additional colour finishes may be available on request. 6) UL wired products operate at 110/120v with the appropriate lamp holder. 7) Twisted cable is not available for UL wired products. Round cable in black or brown only is supplied instead. 8) Refer to our website for a full list of terms and conditions.

TALISE Bathroom Light

MLBWL001ANTSLVCL

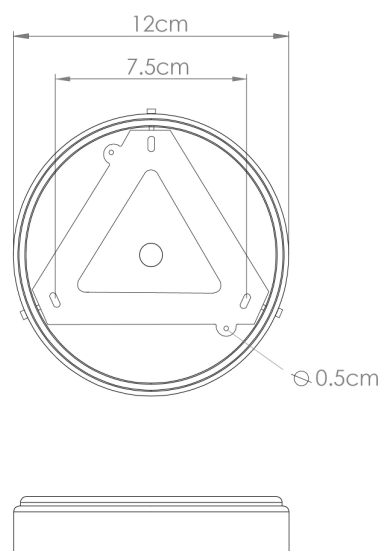
Antique Silver



MATERIAL	Brass Glass
HEIGHT	32cm 12.6"
WIDTH DIAMETER	30cm 11.81"
LENGTH PROJECTION	35cm 13.78"
WEIGHT	1.42KG 3.13lbs
LAMP HOLDER	E27 or E26 *
MAX WATTAGE	6.5W x 1
VOLTAGE	220/240v or 110/120v *
IP RATING	65
CLASS PROTECTION	II
SHADE CODE	GLWP01
CABLE CHAIN BAR LENGT	n/a
CABLE TYPE	-

Fixing Bracket MLWB17 | Antique Silver

* Fixing bracket may differ for UL wired products.



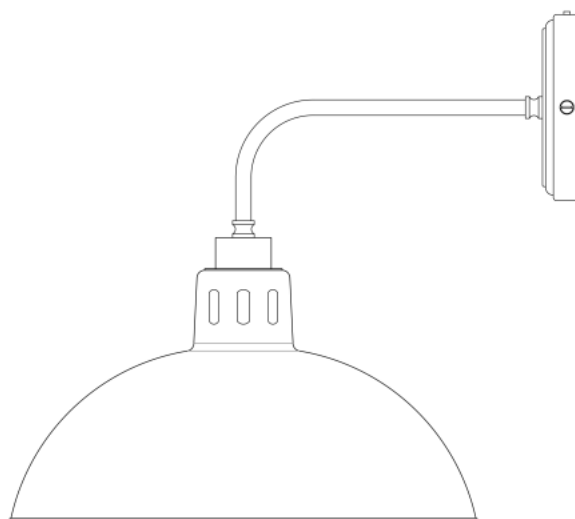
Product Notes:

1) Bulbs not included. 2) Dimensions do not include bulbs. 3) All products are individually made-to-order and therefore may differ slightly within manufacturing tolerances. 4) Cable / chain can be shortened during installation. Longer cable / chain lengths available on request. 5) Additional colour finishes may be available on request. 6) UL wired products operate at 110/120v with the appropriate lamp holder. 7) Twisted cable is not available for UL wired products. Round cable in black or brown only is supplied instead. 8) Refer to our website for a full list of terms and conditions.

TALISE Bathroom Light

MLBWL001ANTSLVOP

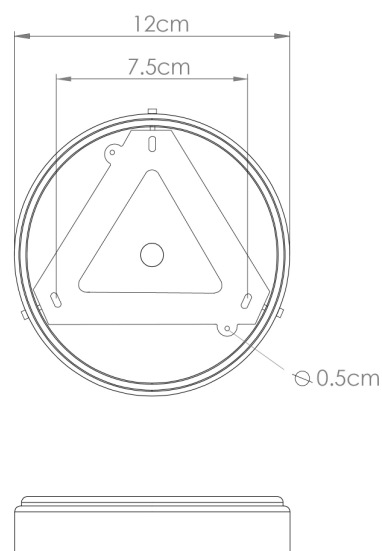
Antique Silver



MATERIAL	Brass Glass
HEIGHT	32cm 12.6"
WIDTH DIAMETER	30cm 11.81"
LENGTH PROJECTION	35cm 13.78"
WEIGHT	1.42KG 3.13lbs
LAMP HOLDER	E27 or E26 *
MAX WATTAGE	6.5W x 1
VOLTAGE	220/240v or 110/120v *
IP RATING	65
CLASS PROTECTION	II
SHADE CODE	GLWP02
CABLE CHAIN BAR LENGT	n/a
CABLE TYPE	-

Fixing Bracket MLWB17 | Antique Silver

* Fixing bracket may differ for UL wired products.



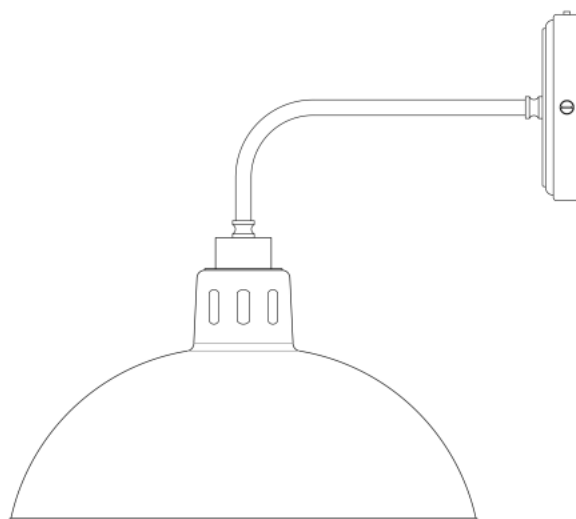
Product Notes:

1) Bulbs not included. 2) Dimensions do not include bulbs. 3) All products are individually made-to-order and therefore may differ slightly within manufacturing tolerances. 4) Cable / chain can be shortened during installation. Longer cable / chain lengths available on request. 5) Additional colour finishes may be available on request. 6) UL wired products operate at 110/120v with the appropriate lamp holder. 7) Twisted cable is not available for UL wired products. Round cable in black or brown only is supplied instead. 8) Refer to our website for a full list of terms and conditions.

TALISE Bathroom Light

MLBWL001NATBRSC

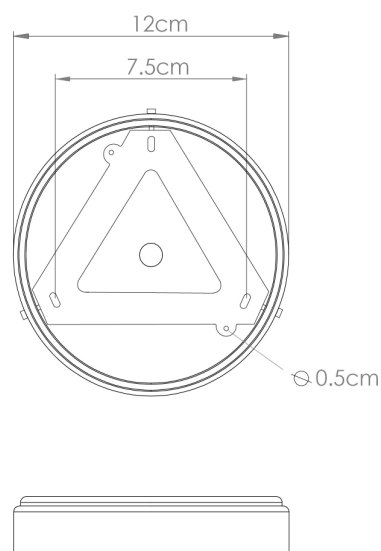
Natural Brass



MATERIAL	Brass Glass
HEIGHT	32cm 12.6"
WIDTH DIAMETER	30cm 11.81"
LENGTH PROJECTION	35cm 13.78"
WEIGHT	1.42KG 3.13lbs
LAMP HOLDER	E27 or E26 *
MAX WATTAGE	6.5W x 1
VOLTAGE	220/240v or 110/120v *
IP RATING	65
CLASS PROTECTION	II
SHADE CODE	GLWP01
CABLE CHAIN BAR LENGT	n/a
CABLE TYPE	-

Fixing Bracket MLWB17 | Natural Brass

* Fixing bracket may differ for UL wired products.



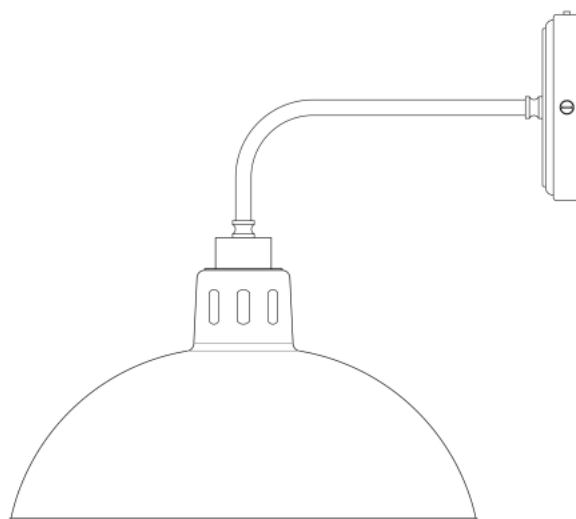
Product Notes:

1) Bulbs not included. 2) Dimensions do not include bulbs. 3) All products are individually made-to-order and therefore may differ slightly within manufacturing tolerances. 4) Cable / chain can be shortened during installation. Longer cable / chain lengths available on request. 5) Additional colour finishes may be available on request. 6) UL wired products operate at 110/120v with the appropriate lamp holder. 7) Twisted cable is not available for UL wired products. Round cable in black or brown only is supplied instead. 8) Refer to our website for a full list of terms and conditions.

TALISE Bathroom Light

MLBWL001NATBRSOP

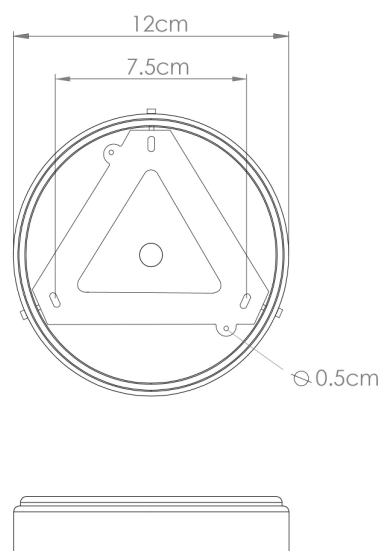
Natural Brass



MATERIAL	Brass Glass
HEIGHT	32cm 12.6"
WIDTH DIAMETER	30cm 11.81"
LENGTH PROJECTION	35cm 13.78"
WEIGHT	1.42KG 3.13lbs
LAMP HOLDER	E27 or E26 *
MAX WATTAGE	6.5W x 1
VOLTAGE	220/240v or 110/120v *
IP RATING	65
CLASS PROTECTION	II
SHADE CODE	GLWP02
CABLE CHAIN BAR LENGT	n/a
CABLE TYPE	-

Fixing Bracket MLWB17 | Natural Brass

* Fixing bracket may differ for UL wired products.



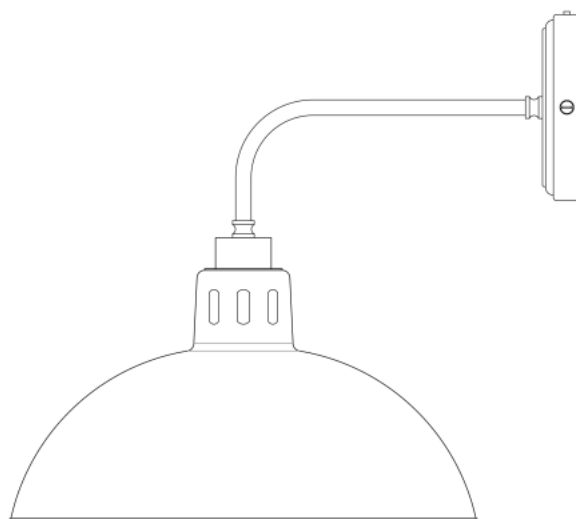
Product Notes:

1) Bulbs not included. 2) Dimensions do not include bulbs. 3) All products are individually made-to-order and therefore may differ slightly within manufacturing tolerances. 4) Cable / chain can be shortened during installation. Longer cable / chain lengths available on request. 5) Additional colour finishes may be available on request. 6) UL wired products operate at 110/120v with the appropriate lamp holder. 7) Twisted cable is not available for UL wired products. Round cable in black or brown only is supplied instead. 8) Refer to our website for a full list of terms and conditions.

TALISE Bathroom Light

MLBWL001PCMBKCL

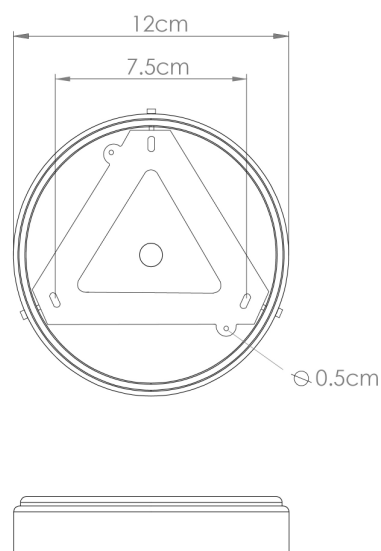
Matt Black



MATERIAL	Brass Glass
HEIGHT	32cm 12.6"
WIDTH DIAMETER	30cm 11.81"
LENGTH PROJECTION	35cm 13.78"
WEIGHT	1.42KG 3.13lbs
LAMP HOLDER	E27 or E26 *
MAX WATTAGE	6.5W x 1
VOLTAGE	220/240v or 110/120v *
IP RATING	65
CLASS PROTECTION	II
SHADE CODE	GLWP01
CABLE CHAIN BAR LENGT	n/a
CABLE TYPE	-

Fixing Bracket MLWB17 | Matt Black

* Fixing bracket may differ for UL wired products.



Product Notes:

1) Bulbs not included. 2) Dimensions do not include bulbs. 3) All products are individually made-to-order and therefore may differ slightly within manufacturing tolerances. 4) Cable / chain can be shortened during installation. Longer cable / chain lengths available on request. 5) Additional colour finishes may be available on request. 6) UL wired products operate at 110/120v with the appropriate lamp holder. 7) Twisted cable is not available for UL wired products. Round cable in black or brown only is supplied instead. 8) Refer to our website for a full list of terms and conditions.

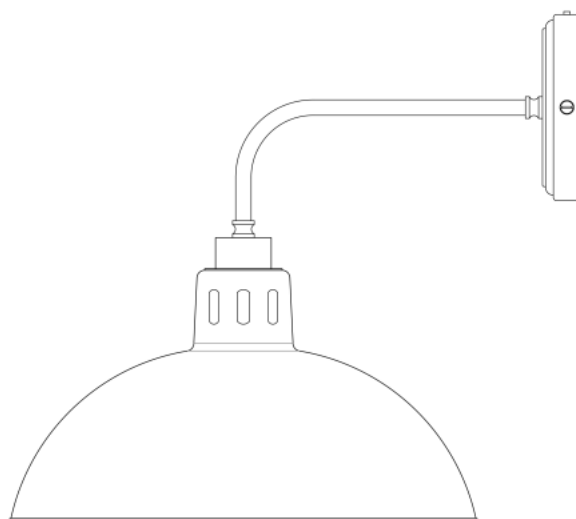
TALISE Bathroom Light

MLBWL001PCMBKOP

Matt Black



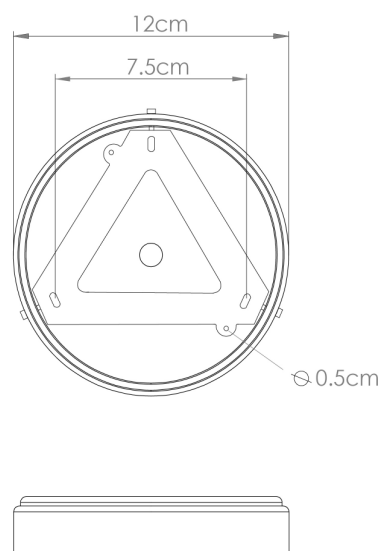
POWDER-COATED
MATTE BLACK



MATERIAL	Brass Glass
HEIGHT	32cm 12.6"
WIDTH DIAMETER	30cm 11.81"
LENGTH PROJECTION	35cm 13.78"
WEIGHT	1.42KG 3.13lbs
LAMP HOLDER	E27 or E26 *
MAX WATTAGE	6.5W x 1
VOLTAGE	220/240v or 110/120v *
IP RATING	65
CLASS PROTECTION	II
SHADE CODE	GLWP02
CABLE CHAIN BAR LENGT	n/a
CABLE TYPE	-

Fixing Bracket MLWB17 | Matt Black

* Fixing bracket may differ for UL wired products.

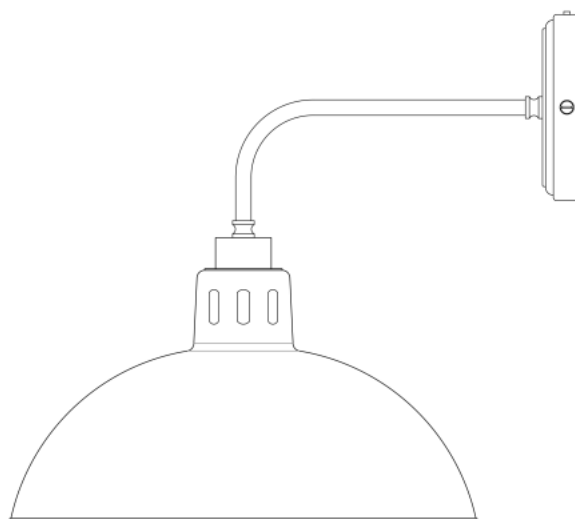


Product Notes:

1) Bulbs not included. 2) Dimensions do not include bulbs. 3) All products are individually made-to-order and therefore may differ slightly within manufacturing tolerances. 4) Cable / chain can be shortened during installation. Longer cable / chain lengths available on request. 5) Additional colour finishes may be available on request. 6) UL wired products operate at 110/120v with the appropriate lamp holder. 7) Twisted cable is not available for UL wired products. Round cable in black or brown only is supplied instead. 8) Refer to our website for a full list of terms and conditions.

TALISE Bathroom Light

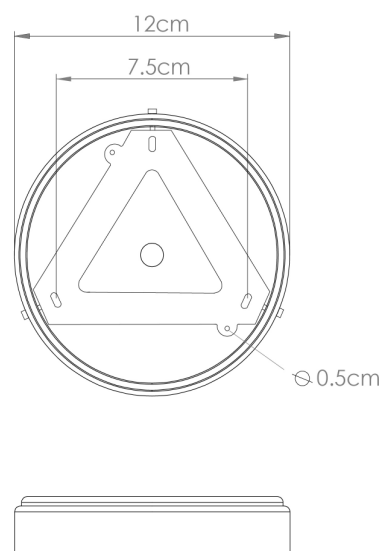
MLBWL001PCWTECL White



MATERIAL	Brass Glass
HEIGHT	32cm 12.6"
WIDTH DIAMETER	30cm 11.81"
LENGTH PROJECTION	35cm 13.78"
WEIGHT	1.42KG 3.13lbs
LAMP HOLDER	E27 or E26 *
MAX WATTAGE	6.5W x 1
VOLTAGE	220/240v or 110/120v *
IP RATING	65
CLASS PROTECTION	II
SHADE CODE	GLWP01
CABLE CHAIN BAR LENGT	n/a
CABLE TYPE	-

Fixing Bracket MLWB17 | White

* Fixing bracket may differ for UL wired products.

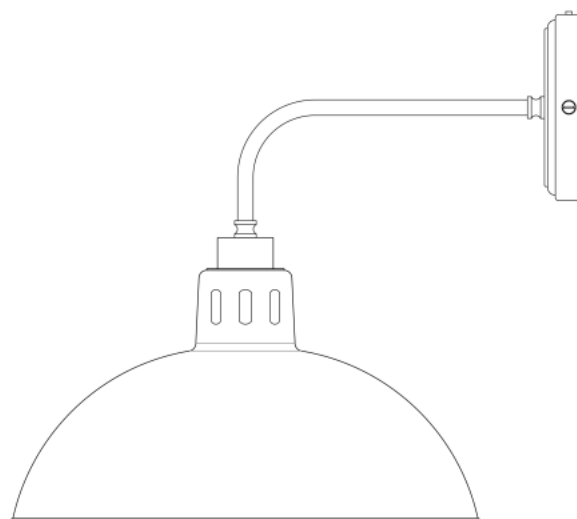


Product Notes:

1) Bulbs not included. 2) Dimensions do not include bulbs. 3) All products are individually made-to-order and therefore may differ slightly within manufacturing tolerances. 4) Cable / chain can be shortened during installation. Longer cable / chain lengths available on request. 5) Additional colour finishes may be available on request. 6) UL wired products operate at 110/120v with the appropriate lamp holder. 7) Twisted cable is not available for UL wired products. Round cable in black or brown only is supplied instead. 8) Refer to our website for a full list of terms and conditions.

TALISE Bathroom Light

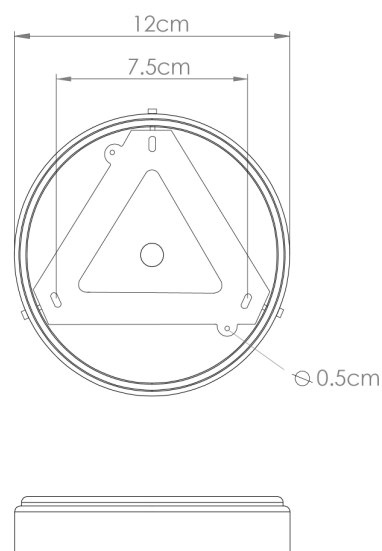
MLBWL001PCWTEOP White



MATERIAL	Brass Glass
HEIGHT	32cm 12.6"
WIDTH DIAMETER	30cm 11.81"
LENGTH PROJECTION	35cm 13.78"
WEIGHT	1.42KG 3.13lbs
LAMP HOLDER	E27 or E26 *
MAX WATTAGE	6.5W x 1
VOLTAGE	220/240v or 110/120v *
IP RATING	65
CLASS PROTECTION	II
SHADE CODE	GLWP02
CABLE CHAIN BAR LENGT	n/a
CABLE TYPE	-

Fixing Bracket MLWB17 | White

* Fixing bracket may differ for UL wired products.



Product Notes:

1) Bulbs not included. 2) Dimensions do not include bulbs. 3) All products are individually made-to-order and therefore may differ slightly within manufacturing tolerances. 4) Cable / chain can be shortened during installation. Longer cable / chain lengths available on request. 5) Additional colour finishes may be available on request. 6) UL wired products operate at 110/120v with the appropriate lamp holder. 7) Twisted cable is not available for UL wired products. Round cable in black or brown only is supplied instead. 8) Refer to our website for a full list of terms and conditions.