

WINSLOW Wall Light

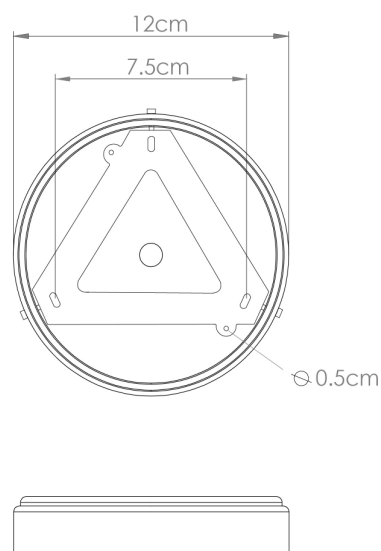
MLWL436ANTBRSCS Antique Brass



MATERIAL	Brass Glass
HEIGHT	67cm 26.38"
WIDTH DIAMETER	37cm 14.57"
LENGTH PROJECTION	n/a
WEIGHT	2.7KG 5.95lbs
LAMPHOLDER	E27 or E26
MAX WATTAGE	40W x 2
VOLTAGE	220/240v or 110/120v
IP RATING	20
CLASS PROTECTION	I
SHADE	GL166 x2
FLEX BAR CHAIN LENGT	n/a
CABLE TYPE	-

Fixing Bracket MLWB17 | Antique Brass

*For UL wired lights, fixing bracket may differ



Product Notes:

1) Lamps not included with light fixture. 2) All products are individually hand crafted, therefore may differ slightly within manufacturing tolerances. 3) Please refer to: <http://www.mullanlighting.com/terms> for full list of Terms & Conditions. 4) Cable/Chain can be shortened during installation. 5) Longer Cable/Chain available on request. 6) Additional colour finishes available on request. 7) Dimensions do not include lamps. 8) Products wired to UL standards will operate at 110/120v with the appropriate lampholders.

WINSLOW Wall Light

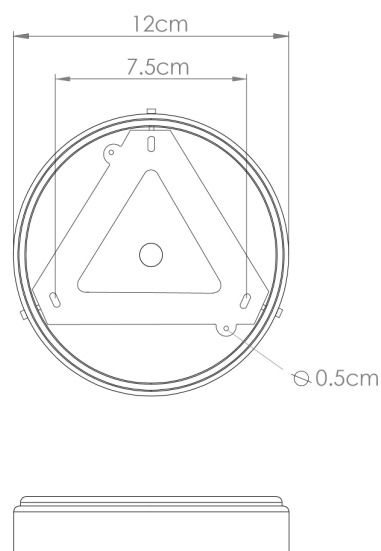
MLWL436ANTBRSOP Antique Brass



MATERIAL	Brass Glass
HEIGHT	67cm 26.38"
WIDTH DIAMETER	37cm 14.57"
LENGTH PROJECTION	n/a
WEIGHT	2.7KG 5.95lbs
LAMPHOLDER	E27 or E26
MAX WATTAGE	40W x 2
VOLTAGE	220/240v or 110/120v
IP RATING	20
CLASS PROTECTION	I
SHADE	GL167 x2
FLEX BAR CHAIN LENGT	n/a
CABLE TYPE	-

Fixing Bracket MLWB17 | Antique Brass

*For UL wired lights, fixing bracket may differ



Product Notes:

1) Lamps not included with light fixture. 2) All products are individually hand crafted, therefore may differ slightly within manufacturing tolerances. 3) Please refer to: <http://www.mullanlighting.com/terms> for full list of Terms & Conditions. 4) Cable/Chain can be shortened during installation. 5) Longer Cable/Chain available on request. 6) Additional colour finishes available on request. 7.) Dimensions do not include lamps. 8.) Products wired to UL standards will operate at 110/120v with the appropriate lampholders.

WINSLOW Wall Light

MLWL436ANTSLVCL Antique Silver



MATERIAL Brass | Glass

HEIGHT 67cm | 26.38"

WIDTH | DIAMETER 37cm | 14.57"

LENGTH | PROJECTION n/a

WEIGHT 2.7KG | 5.95lbs

LAMPHOLDER E27 or E26

MAX WATTAGE 40W x 2

VOLTAGE 220/240v or 110/120v

IP RATING 20

CLASS PROTECTION I

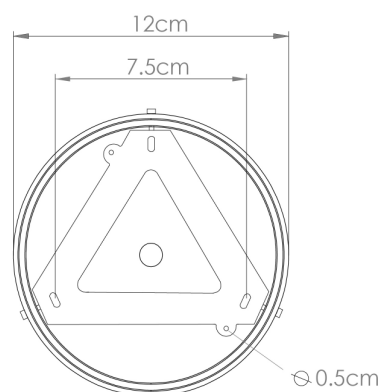
SHADE GL166 x2

FLEX | BAR | CHAIN LENGT n/a

CABLE TYPE -

Fixing Bracket MLWB17 | Antique Silver

*For UL wired lights, fixing bracket may differ



Product Notes:

1) Lamps not included with light fixture. 2) All products are individually hand crafted, therefore may differ slightly within manufacturing tolerances. 3) Please refer to: <http://www.mullanlighting.com/terms> for full list of Terms & Conditions. 4) Cable/Chain can be shortened during installation. 5) Longer Cable/Chain available on request. 6) Additional colour finishes available on request. 7) Dimensions do not include lamps. 8) Products wired to UL standards will operate at 110/120v with the appropriate lampholders.

WINSLOW Wall Light

MLWL436ANTSLVOP Antique Silver



MATERIAL Brass | Glass

HEIGHT 67cm | 26.38"

WIDTH | DIAMETER 37cm | 14.57"

LENGTH | PROJECTION n/a

WEIGHT 2.7KG | 5.95lbs

LAMPHOLDER E27 or E26

MAX WATTAGE 40W x 2

VOLTAGE 220/240v or 110/120v

IP RATING 20

CLASS PROTECTION I

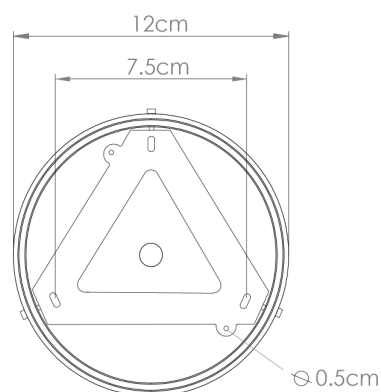
SHADE GL167 x2

FLEX | BAR | CHAIN LENGT n/a

CABLE TYPE -

Fixing Bracket MLWB17 | Antique Silver

*For UL wired lights, fixing bracket may differ



Product Notes:

1) Lamps not included with light fixture. 2) All products are individually hand crafted, therefore may differ slightly within manufacturing tolerances. 3) Please refer to: <http://www.mullanlighting.com/terms> for full list of Terms & Conditions. 4) Cable/Chain can be shortened during installation. 5) Longer Cable/Chain available on request. 6) Additional colour finishes available on request. 7) Dimensions do not include lamps. 8) Products wired to UL standards will operate at 110/120v with the appropriate lampholders.

WINSLOW Wall Light

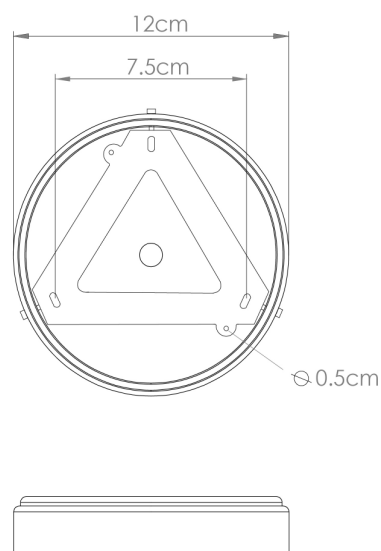
MLWL436POLBRSCS Polished Brass



MATERIAL	Brass Glass
HEIGHT	67cm 26.38"
WIDTH DIAMETER	37cm 14.57"
LENGTH PROJECTION	n/a
WEIGHT	2.7KG 5.95lbs
LAMPHOLDER	E27 or E26
MAX WATTAGE	40W x 2
VOLTAGE	220/240v or 110/120v
IP RATING	20
CLASS PROTECTION	I
SHADE	GL166 x2
FLEX BAR CHAIN LENGT	n/a
CABLE TYPE	-

Fixing Bracket MLWB17 | Polished Brass

*For UL wired lights, fixing bracket may differ



Product Notes:

1) Lamps not included with light fixture. 2) All products are individually hand crafted, therefore may differ slightly within manufacturing tolerances. 3) Please refer to: <http://www.mullanlighting.com/terms> for full list of Terms & Conditions. 4) Cable/Chain can be shortened during installation. 5) Longer Cable/Chain available on request. 6) Additional colour finishes available on request. 7.) Dimensions do not include lamps. 8.) Products wired to UL standards will operate at 110/120v with the appropriate lampholders.



WINSLOW Wall Light

MLWL436POLBRSOP Polished Brass



MATERIAL Brass | Glass

HEIGHT 67cm | 26.38"

WIDTH | DIAMETER 37cm | 14.57"

LENGTH | PROJECTION n/a

WEIGHT 2.7KG | 5.95lbs

LAMPHOLDER E27 or E26

MAX WATTAGE 40W x 2

VOLTAGE 220/240v or 110/120v

IP RATING 20

CLASS PROTECTION I

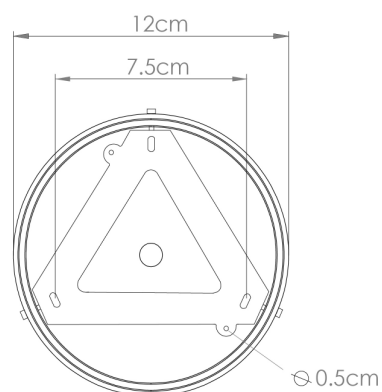
SHADE GL167 x2

FLEX | BAR | CHAIN LENGT n/a

CABLE TYPE -

Fixing Bracket MLWB17 | Polished Brass

*For UL wired lights, fixing bracket may differ



www.mullanlighting.com

Product Notes:

1) Lamps not included with light fixture. 2) All products are individually hand crafted, therefore may differ slightly within manufacturing tolerances. 3) Please refer to: <http://www.mullanlighting.com/terms> for full list of Terms & Conditions. 4) Cable/Chain can be shortened during installation. 5) Longer Cable/Chain available on request. 6) Additional colour finishes available on request. 7.) Dimensions do not include lamps. 8.) Products wired to UL standards will operate at 110/120v with the appropriate lampholders.



WINSLOW Wall Light

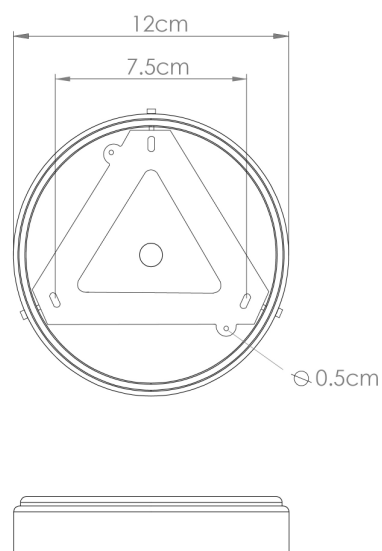
MLWL436SATBRSCS Satin Brass



MATERIAL	Brass Glass
HEIGHT	67cm 26.38"
WIDTH DIAMETER	37cm 14.57"
LENGTH PROJECTION	n/a
WEIGHT	2.7KG 5.95lbs
LAMPHOLDER	E27 or E26
MAX WATTAGE	40W x 2
VOLTAGE	220/240v or 110/120v
IP RATING	20
CLASS PROTECTION	I
SHADE	GL166 x2
FLEX BAR CHAIN LENGT	n/a
CABLE TYPE	-

Fixing Bracket MLWB17 | Satin Brass

*For UL wired lights, fixing bracket may differ



Product Notes:

1) Lamps not included with light fixture. 2) All products are individually hand crafted, therefore may differ slightly within manufacturing tolerances. 3) Please refer to: <http://www.mullanlighting.com/terms> for full list of Terms & Conditions. 4) Cable/Chain can be shortened during installation. 5) Longer Cable/Chain available on request. 6) Additional colour finishes available on request. 7.) Dimensions do not include lamps. 8.) Products wired to UL standards will operate at 110/120v with the appropriate lampholders.

WINSLOW Wall Light

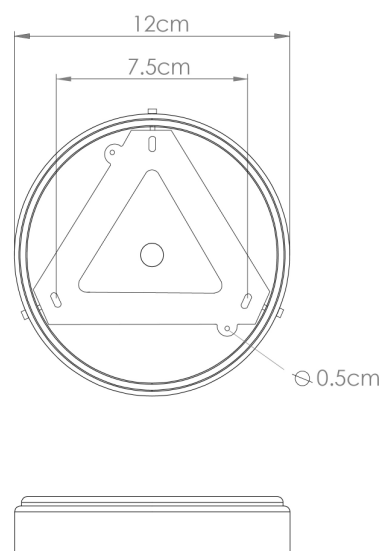
MLWL436SATBRSOP Satin Brass



MATERIAL	Brass Glass
HEIGHT	67cm 26.38"
WIDTH DIAMETER	37cm 14.57"
LENGTH PROJECTION	n/a
WEIGHT	2.7KG 5.95lbs
LAMPHOLDER	E27 or E26
MAX WATTAGE	40W x 2
VOLTAGE	220/240v or 110/120v
IP RATING	20
CLASS PROTECTION	I
SHADE	GL167 x2
FLEX BAR CHAIN LENGT	n/a
CABLE TYPE	-

Fixing Bracket MLWB17 | Satin Brass

*For UL wired lights, fixing bracket may differ



Product Notes:

1) Lamps not included with light fixture. 2) All products are individually hand crafted, therefore may differ slightly within manufacturing tolerances. 3) Please refer to: <http://www.mullanlighting.com/terms> for full list of Terms & Conditions. 4) Cable/Chain can be shortened during installation. 5) Longer Cable/Chain available on request. 6) Additional colour finishes available on request. 7.) Dimensions do not include lamps. 8.) Products wired to UL standards will operate at 110/120v with the appropriate lampholders.