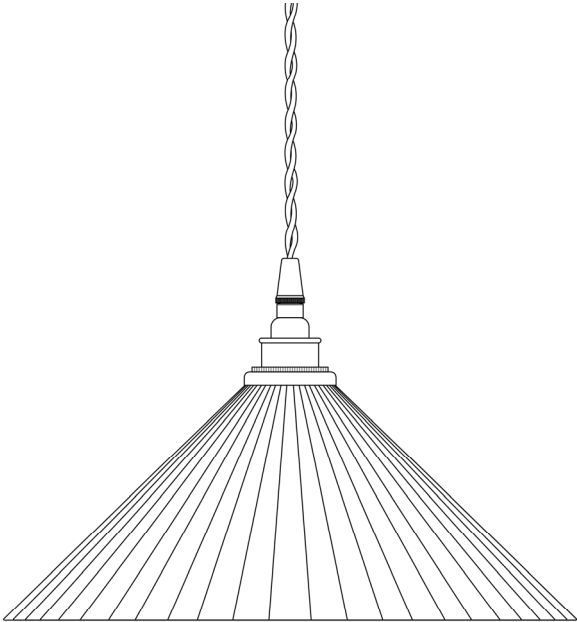


REBELL Pendant

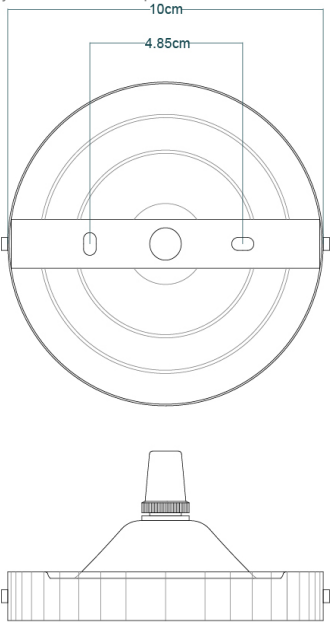
MLP253ANTBRS Antique Brass



MATERIAL	Brass Glass
HEIGHT	19.5cm 7.68"
WIDTH DIAMETER	30cm 11.81"
LENGTH PROJECTION	n/a
WEIGHT	1.14KG 2.51lbs
LAMP HOLDER	E27 or E26 *
MAX WATTAGE	40W x 1
VOLTAGE	220/240v or 110/120v *
IP RATING	20
CLASS PROTECTION	I
SHADE CODE	GL028
CABLE CHAIN BAR LENGT	100cm 40"
CABLE TYPE	MLCA002 2 Core Twist Brown Braid PVC

Fixing Bracket MLROSE05GRIP | Antique Brass

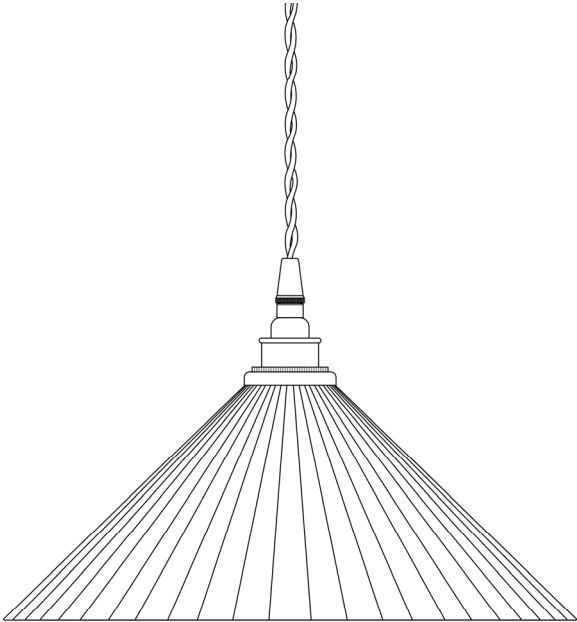
* Fixing bracket may differ for UL wired products.





REBELL Pendant

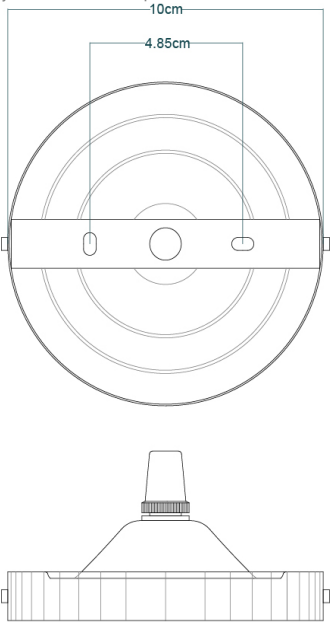
MLP253ANTSLV Antique Silver



MATERIAL	Brass Glass
HEIGHT	19.5cm 7.68"
WIDTH DIAMETER	30cm 11.81"
LENGTH PROJECTION	n/a
WEIGHT	1.14KG 2.51lbs
LAMP HOLDER	E27 or E26 *
MAX WATTAGE	40W x 1
VOLTAGE	220/240v or 110/120v *
IP RATING	20
CLASS PROTECTION	I
SHADE CODE	GL028
CABLE CHAIN BAR LENGT	100cm 40"
CABLE TYPE	MLCA001 2 Core Twist Black Braid PVC

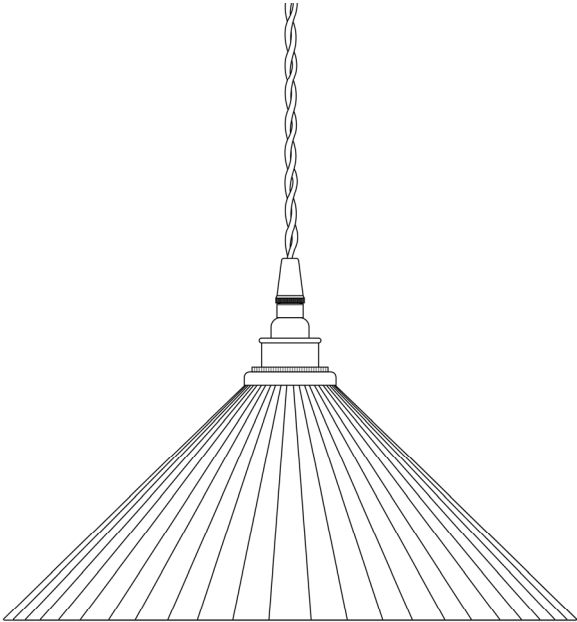
Fixing Bracket MLROSE05GRIP | Antique Silver

* Fixing bracket may differ for UL wired products.



REBELL Pendant

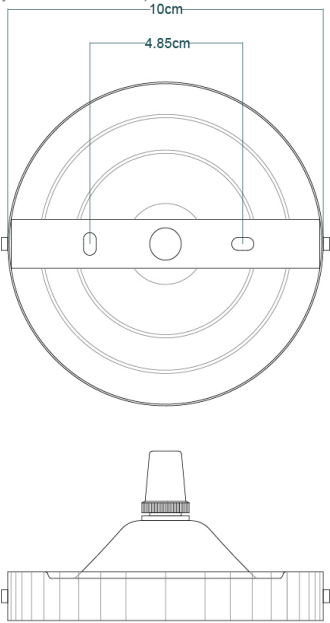
MLP253POLBRS Polished Brass



MATERIAL	Brass Glass
HEIGHT	19.5cm 7.68"
WIDTH DIAMETER	30cm 11.81"
LENGTH PROJECTION	n/a
WEIGHT	1.14KG 2.51lbs
LAMP HOLDER	E27 or E26 *
MAX WATTAGE	40W x 1
VOLTAGE	220/240v or 110/120v *
IP RATING	20
CLASS PROTECTION	I
SHADE CODE	GL028
CABLE CHAIN BAR LENGT	100cm 40"
CABLE TYPE	MLCA001 2 Core Twist Black Braid PVC

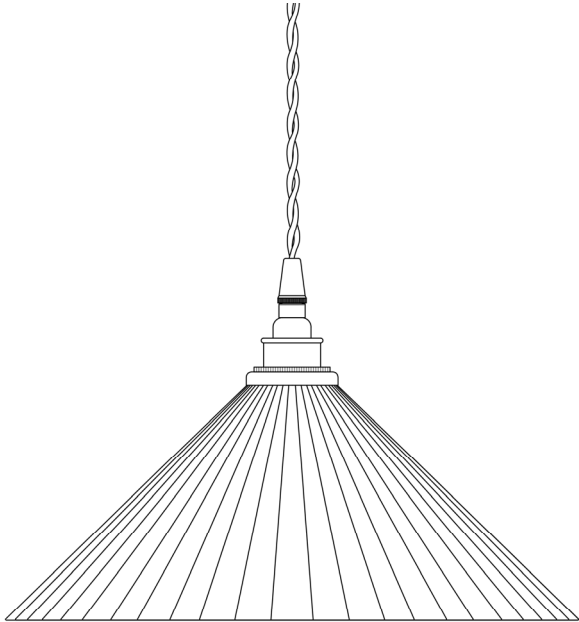
Fixing Bracket MLROSE05GRIP | Polished Brass

* Fixing bracket may differ for UL wired products.



REBELL Pendant

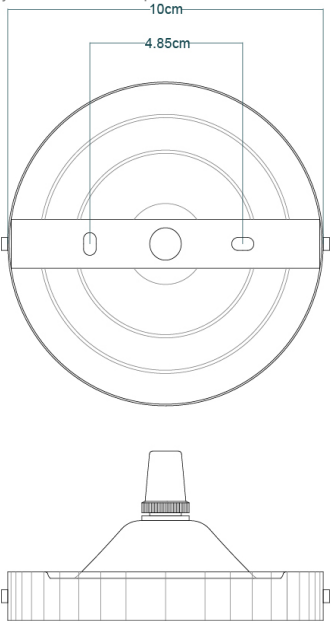
MLP253POLCHR Polished Chrome



MATERIAL	Brass Glass
HEIGHT	19.5cm 7.68"
WIDTH DIAMETER	30cm 11.81"
LENGTH PROJECTION	n/a
WEIGHT	1.14KG 2.51lbs
LAMP HOLDER	E27 or E26 *
MAX WATTAGE	40W x 1
VOLTAGE	220/240v or 110/120v *
IP RATING	20
CLASS PROTECTION	I
SHADE CODE	GL028
CABLE CHAIN BAR LENGT	100cm 40"
CABLE TYPE	MLCA001 2 Core Twist Black Braid PVC

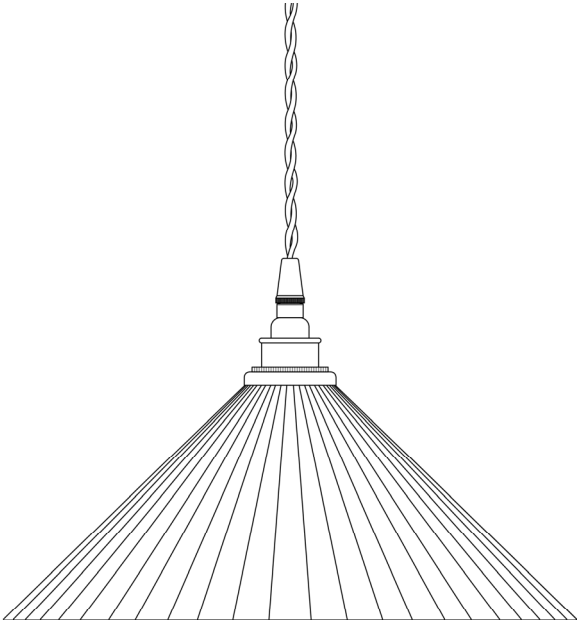
Fixing Bracket MLROSE05GRIP | Polished Chrome

* Fixing bracket may differ for UL wired products.



REBELL Pendant

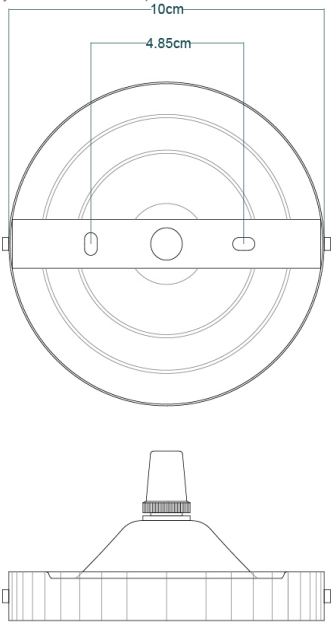
MLP253SATBRS Satin Brass



MATERIAL	Brass Glass
HEIGHT	19.5cm 7.68"
WIDTH DIAMETER	30cm 11.81"
LENGTH PROJECTION	n/a
WEIGHT	1.14KG 2.51lbs
LAMP HOLDER	E27 or E26 *
MAX WATTAGE	40W x 1
VOLTAGE	220/240v or 110/120v *
IP RATING	20
CLASS PROTECTION	I
SHADE CODE	GL028
CABLE CHAIN BAR LENGT	100cm 40"
CABLE TYPE	MLCA002 2 Core Twist Brown Braid PVC

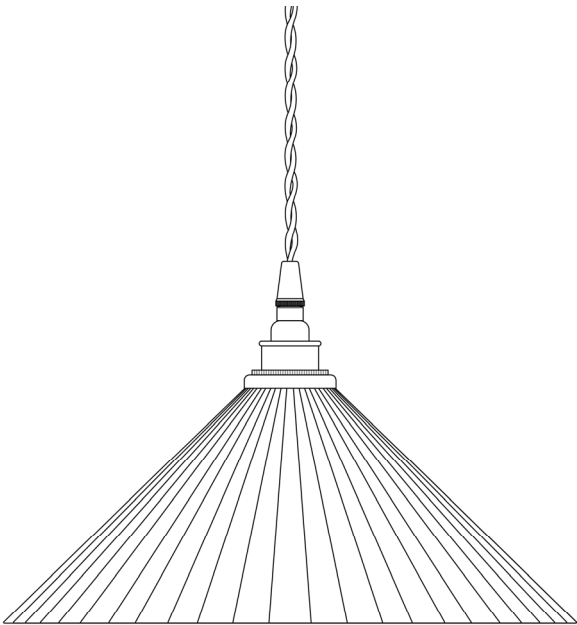
Fixing Bracket MLROSE05GRIP | Satin Brass

* Fixing bracket may differ for UL wired products.



REBELL Pendant

MLP253SATCHR Satin Chrome



MATERIAL	Brass Glass
HEIGHT	19.5cm 7.68"
WIDTH DIAMETER	30cm 11.81"
LENGTH PROJECTION	n/a
WEIGHT	1.14KG 2.51lbs
LAMP HOLDER	E27 or E26 *
MAX WATTAGE	40W x 1
VOLTAGE	220/240v or 110/120v *
IP RATING	20
CLASS PROTECTION	I
SHADE CODE	GL028
CABLE CHAIN BAR LENGT	100cm 40"
CABLE TYPE	MLCA001 2 Core Twist Black Braid PVC

Fixing Bracket MLROSE05GRIP | Satin Chrome

* Fixing bracket may differ for UL wired products.

